



Network for Studies on Pensions, Aging and Retirement

Theo Nijman

Bas Werker

Ralph Koijen

## **Optimal Annuity Risk Management**

**Discussion Paper 2006 - 013**

April, 2008 (revised version from March, 2006)

# Optimal Annuity Risk Management\*

Ralph S.J. Koijen<sup>†</sup>    Theo E. Nijman<sup>‡</sup>    Bas J.M. Werker<sup>§</sup>

This version: April 2008

## Abstract

We study the optimal consumption and portfolio choice problem over an individual's life-cycle taking into account annuity risk at retirement. Optimally, the investor allocates wealth at retirement to nominal, inflation-linked, and variable annuities and conditions this choice on the state of the economy. We also consider the case in which there are, either for behavioral or institutional reasons, limitations in the types of annuities that are available at retirement. Subsequently, we determine how the investor optimally anticipates annuitization before retirement. We find that (i) using information on term structure variables and risk premia significantly improves the annuity choice, (ii) annuity market incompleteness is economically costly, and (iii) adjustments in the optimal investment strategy before retirement induced by the annuity demand due to inflation risk and time-varying risk premia are significant in economic terms. This latter result holds as well for sub-optimal annuity choices. The adjustment to hedge real interest rate risk is negligible.

**Keywords:** optimal life-cycle portfolio choice, annuity risk

**JEL classification:** D91, G0, G11, G23

---

\*First version: March 2006. We thank Geert Bekaert, David Blake, Lans Bovenberg, Norma Coe, Jiajia Cui, Frank de Jong, Holger Kraft, Jean-Charles Rochet, Jules van Binsbergen, Otto van Hemert, Stijn Van Nieuwerburgh, Russ Wermers, and seminar participants at ABP Investments, Tilburg University, the Second Empirical Asset Pricing Retreat at the University of Amsterdam, the 10th International Congress on Insurance: Mathematics and Economics, and the EFA meetings in Ljubljana for useful comments and suggestions.

<sup>†</sup>Department of Finance, NYU Stern School of Business, New York, NY10012. Phone: (212) 998 0924. Email: Rkoijen@Stern.NYU.edu.

<sup>‡</sup>Finance and Econometrics Group, CentER, Tilburg University and Netspar, Tilburg, the Netherlands, 5000 LE. Phone: 31-13-4662342. Email: Nyman@TilburgUniversity.nl.

<sup>§</sup>Finance and Econometrics Group, CentER, Tilburg University and Netspar, Tilburg, the Netherlands, 5000 LE. Phone: 31-13-4662532. Email: Werker@TilburgUniversity.nl.

# 1 Introduction

In an economy with complete annuity markets, fairly-priced annuities, and households with no preference to bequeath wealth to their heirs, it is optimal to transfer retirement wealth fully into annuities (Yaari (1965) and Davidoff, Brown, and Diamond (2005)). Annuities reallocate wealth from states in which the individual died, and hence derives no utility from consumption, to states in which the individual is still alive. Even if annuity markets are incomplete, it is often optimal to annuitize a sizeable part of retirement benefits, see Davidoff et al. (2005). Nominal, inflation-linked, and variable annuities that are linked to a broad equity index allow households to manage exposures to interest rate, inflation, and equity risk, including the corresponding risk premia, at retirement. However, annuitization exposes the investor to annuity risk: the utility derived from the annuity payoffs may disappoint if financial market conditions turn out to be unfavorable at retirement.<sup>1</sup> This paper analyzes the utility gains that are realized by the optimal annuity choice at retirement as well as how investors optimally anticipate annuity risk before retirement. This latter question is relevant both for optimal and for sub-optimal annuity choices. In addition, we quantify the utility costs of annuity market incompleteness.

The reason why annuity risk is important to individuals is that insurance companies typically do not repurchase annuity products or at highly unfavorable prices only. Irreversibility is a direct consequence of the adverse selection problem in annuity markets as annuitants generally possess better information concerning their health status, in particular when they are in bad health. It is therefore hard, if not impossible, to dynamically rebalance the annuity portfolio in response to changes in financial markets after retirement. Acknowledging the illiquidity of annuity products after retirement, the investor can essentially manage annuity risk along two lines.<sup>2</sup> First, the optimal annuity portfolio at retirement can incorporate financial market conditions at this date. Second, by trading equity and bonds before retirement, the investor can construct hedging portfolios that pay off if the state of the economy is unfavorable at retirement. Obviously, the optimal investment strategy in the period before retirement depends on the annuitization strategy followed. Even if, either for behavioral or institutional reasons, investors restrict attention to

---

<sup>1</sup>Soares and Warshawsky (2002) illustrate annuity risk in value terms by determining the historical initial payout of both nominal and inflation-linked annuities.

<sup>2</sup>Browne, Milevsky, and Salisbury (2003) determine a liquidity premium required by investors to compensate for the illiquidity of annuities.

only part of the annuity menu mentioned above,<sup>3</sup> hedging risks before retirement is welfare improving.

Before retirement, the investor can use equity and bond markets to engage in (dynamic) trading strategies to hedge annuity risk. The recent long-term asset allocation literature does not (explicitly) account for the state dependence of the value function at retirement as a result of annuity risk. Notable exceptions are Boulier, Huang, and Taillard (2001), Deelstra, Grasselli, and Koehl (2003), and Cairns, Blake, and Dowd (2006) in which the investor respectively hedges a minimal guarantee or the interest rate risk induced by an annuity-like product at retirement. These papers, however, restrict attention to a single annuity product at retirement and abstract from risks relevant for long-term investors like inflation and changes in risk premia. In fact, recent developments in the dynamic asset allocation literature emphasize the importance for long-term asset allocation of time variation in interest rates, see Brennan and Xia (2000), and Wachter (2003), inflation rates, see Campbell and Viceira (2001) and Brennan and Xia (2002), and risk premia, see Brandt (1999), Campbell and Viceira (1999), Wachter (2002), Campbell, Chan, and Viceira (2003), Sangvinatsos and Wachter (2005), Brennan and Xia (2005), and Koijen, Nijman, and Werker (2007). We show that the same risk factors play a role in the optimal (conditional) demand for annuities at retirement and the induced hedging strategies in the period before retirement.<sup>4</sup>

We study the optimal portfolio, consumption, and annuity choice over the investor's life-cycle. Our financial market model allows for time-varying interest rates, inflation rates, and risk premia. At retirement, we determine the optimal allocation to all three annuity products, conditional upon the state of the economy, thus extending the class of annuitization strategies considered so far in the literature. In addition, we estimate the welfare loss of ignoring conditioning information or, as often observed in real-world annuity markets, restricting attention to only part of the annuity menu. We subsequently solve for the optimal investment and consumption strategy in the period before retirement. During this stage of the investor's life-cycle, the investor receives a stream of labor income of which a fixed fraction is saved for retirement purposes. The savings are allocated dynamically to stocks, nominal and inflation-linked bonds, and a nominal cash account. We derive optimal investment strategies using equity and bonds to hedge annuity risk induced by both optimal and sub-optimal annuitization strategies. We compute the welfare costs of ignoring annuity risk all together

---

<sup>3</sup>See for instance Diamond (1997) and Brown, Mitchell, and Poterba (2001).

<sup>4</sup>Bodie and Pesando (1983) show that annuity products inherit the risk-return characteristics from the asset underlying the annuity.

in the investment strategy in the period before retirement.

This paper is the first to provide an integral solution to the investment problems caused by annuity risk in a market in which interest rates, inflation, and risk premia are time varying, and provides therefore three main contributions to the extant literature. First, we show that conditioning the annuity choice on financial market conditions improves welfare significantly. The welfare costs of ignoring information on the term structure and risk premia at retirement range from 7%-9% of certainty equivalent consumption during retirement, depending on the investor's risk preferences. The optimal conditional annuity strategy turns out to be a complex function of the state variables, which may limit its practical use. However, we show that 75%-95% of the gains due to incorporating conditioning information can be obtained by following a simple linear portfolio rule. Second, we quantify the welfare costs of annuity market incompleteness, and find that these costs can be economically significant. Restricting access to nominal annuities is mainly costly for conservative investors, while only having access to inflation-linked annuities is most harmful for aggressive investors. For an individual with average risk aversion ( $\gamma = 5$ ), the costs of investing retirement wealth fully in nominal annuities is estimated to be 28%, and 14% if the individual restricts attention to inflation-linked annuities. This implies that annuity market incompleteness is economically costly and corroborates the results of Brown et al. (2001) and Blake et al. (2003) who confine attention to a few possible retirement strategies. Third, we determine the optimal hedging strategy in the period before retirement for four different annuitization strategies. The optimal conditional annuitization strategy invests in all three annuities and the weights are state dependent. The optimal unconditional strategy also uses all annuity products, but its allocation is independent of the state of the economy at retirement. The third and fourth annuitization strategies invest all wealth accumulated in nominal or inflation-linked annuities, respectively. We find that the (additional) welfare costs of not hedging annuity risk before retirement equal 9% for the first two annuitization strategies and 1% for nominal annuitization for an individual with an average risk aversion ( $\gamma = 5$ ). However, the (additional) welfare costs of not hedging the annuitization strategy which invests all wealth in inflation-linked annuities is negligible. This leads to the conclusion that hedging annuity risk induced by time variation in inflation and risk premia is welfare improving, while the annuity risk caused by real interest rates is only of minor importance. The limited impact of real interest rate risk is a consequence of the relatively strong mean-reversion implied by our estimates.

Our analysis delivers several policy implications for risk management and product design

of defined benefit (DB) and defined contribution (DC) pension plans. In case of DB pension plans, participants are generally entitled to nominal or inflation-linked annuities. The number of annuities to be received at retirement is linked to the participant's average or final wage. This liability induces significant annuity risk at the fund level, predominantly caused by time variation in inflation rates. In addition, we find that restricting the annuity menu to either nominal or inflation-linked annuities is costly in welfare terms. This pleads for more flexible payout options in DB pension plans. Concerning DC schemes, we show that it is possible to design simple products which largely implement the optimal conditional annuitization strategy. Likewise, given the importance of hedging annuity risk in the period before retirement, DC pension plans may design products that hedge the most important sources of annuity risk that we identify, namely inflation risk and changes in risk premia, instead of simply aiming at wealth at retirement which is then subject to interest rate and inflation risk at conversion.

Optimal annuity choice has been addressed before in Charupat and Milevsky (2002), Brown et al. (2001), Blake, Cairns, and Dowd (2003), and Horneff, Maurer, Mitchell, and Dus (2006). Charupat and Milevsky (2002) assume interest rates and risk premia to be constant and abstract from inflation risk. They show that the optimal allocation to fixed (i.e., nominal or inflation-linked) and variable annuities coincides with the optimal allocation to stocks and bonds in the period before retirement. Brown et al. (2001) are mainly interested in the welfare effects of having access to inflation-linked and variable annuities. They assume that the individual converts all retirement capital to a single annuity product, or splits wealth equally between inflation-linked and either nominal or variable annuities. Brown et al. (2001) find that both variable annuities and inflation-linked annuities can be welfare enhancing, depending on the risk preferences of the annuitant. Blake et al. (2003) and Horneff et al. (2006) consider various distribution programs of retirement wealth. They consider portfolios containing equity and fixed annuities and show that the ability to invest in equities during retirement can improve welfare significantly. However, both Brown et al. (2001), Blake et al. (2003), and Horneff et al. (2006) assume risk premia to be constant and do not explore the possibility to tailor the annuity portfolio to the state of the economy at retirement. We relax both assumptions and find significant additional gains in utility terms.

We simplify the problem along various dimensions for ease of exposition. First, we assume that annuities are fairly priced, which is (from the annuitant's perspective) an attractive representation of observed annuity markets. Friedman and Warshawsky (1990) and Mitchell,

Poterba, Warshawsky, and Brown (1999) show that annuity products may be expensive in fair value terms due to the adverse selection problem in the annuity market. However, Mitchell et al. (1999) provide evidence that the deviation from the fair value of the annuity decreased substantially during the last decade. Finkelstein and Poterba (2002) also conclude that annuities are priced fairly in the UK market. Second, the investor annuitizes wealth at a single point in time. Milevsky and Young (2003) and Neuberger (2003) show that, once annuitization is irreversible, it may be optimal to transfer retirement wealth gradually into annuities. Third, we abstract from bequest motives, health shocks, and the amount of wealth pre-annuitized, see Brown (2001), Brown et al. (2001), and Lopes (2005), which may affect the fraction of wealth annuitized. Finally, we abstract from joint life annuities, see for instance Brown and Poterba (2000) and Brown (2001), and consider only individual immediate annuities. We leave these extensions for future research.

This paper proceeds as follows. In Section 2 we provide our model of the financial market and the individual's preferences, and discuss the annuity market we consider. Next, we determine in Section 4 the optimal conditional and unconditional annuitization strategy at retirement. We also determine the welfare costs of sub-optimal strategies and annuity market incompleteness. In Section 5, we solve for the optimal policies before retirement with annuity risk induced by both optimal and sub-optimal annuitization strategies. We determine furthermore the welfare costs of not accounting for annuity risk in the period before retirement. Finally, Section 6 concludes. Five appendices contain technical details and proofs. All tables and figures are presented in Appendix F.

## 2 Financial market, annuity market, and preferences

### 2.1 Financial market

Our financial market accommodates time variation in real interest rates, inflation rates, and risk premia. The financial market model we consider is closely related to the models of Brennan and Xia (2002) and, in discrete time, Campbell and Viceira (2001). These papers propose two factor models of the term structure, where the factors are identified with the real interest rate ( $r$ ) and expected inflation ( $\pi$ ). Both models assume that bond risk premia are constant. We accommodate time variation in both equity and bond risk premia. The investor's asset menu comprises stocks, nominal and inflation-linked bonds, and a nominal cash account.

We assume that the real rate is driven by a single factor,  $X_1$ ,

$$r_t = \delta_r + X_{1t}, \delta_r > 0, \quad (1)$$

and expected inflation is affine in a second, possibly correlated, factor,  $X_2$ ,

$$\pi_t = \delta_\pi + X_{2t}, \delta_\pi > 0. \quad (2)$$

It is well known that real interest rates and expected inflation are persistent processes. Therefore, we model both factors as Ornstein-Uhlenbeck processes, with  $i = 1, 2$ ,

$$dX_{it} = -\kappa_i X_{it} dt + \sigma'_i dZ_t, \kappa_i > 0, \quad (3)$$

in which  $Z$  denotes a five-dimensional vector of independent Brownian motions and  $\sigma_i \in \mathbb{R}^5$ . All correlations between the factors are captured by the volatility vectors. Realized inflation is subsequently modeled as

$$\frac{d\Pi_t}{\Pi_t} = \pi_t dt + \sigma'_\Pi dZ_t, \quad (4)$$

in which  $\Pi_t$  denotes the level of the (commodity) price index at time  $t$  and  $\sigma_\Pi \in \mathbb{R}^5$ .

The value of the equity index at time  $t$  is denoted by  $S_t$ , with dynamics

$$\frac{dS_t}{S_t} = \mu_t dt + \sigma'_S dZ_t, \quad (5)$$

where  $\mu_t = R_t + \mu_0 + \mu'_1 Y_t$ , in which  $R_t$  denotes the instantaneous nominal short rate, which is derived in (12) below, and  $Y$  a vector of forecasting variables. Risk premia are allowed to depend on the term structure variables,  $(X_1, X_2)$ , and the dividend yield,  $D$ . Ang and Bekaert (2006) show that the predictive power of the dividend yield is enhanced in a joint model with the short rate.<sup>5</sup> We therefore take  $Y = (X_1, X_2, D)'$ . In order to accommodate first order autocorrelation in the dividend yield, we model the dividend yield

---

<sup>5</sup>See Ang and Bekaert (2006), Goyal and Welch (2003), Campbell and Yogo (2005), Campbell and Thompson (2005), Lettau and Van Nieuwerburgh (2007) for a recent discussion on the predictive power of the dividend yield. van Binsbergen and Koijen (2007) use a present-value model to show that the price-dividend ratio has strong predictive power for both future returns and future dividend growth rates.



using an Ornstein-Uhlenbeck process

$$dD_t = \kappa_D (\mu_D - D_t) dt + \sigma'_D dZ_t, \quad (6)$$

with  $\sigma_D \in \mathbb{R}^5$ . Without further restrictions, the volatility vectors of the different processes are statistically not identified. Therefore, we impose the volatility matrix  $(\sigma'_1, \sigma'_2, \sigma'_\Pi, \sigma'_S, \sigma'_D)$  to be lower triangular.

To derive the prices of both nominal and inflation-linked bonds, we assume that the prices of real interest rate and inflation risk are affine in the state variables. Formally, in the nominal state price density,  $\phi$ , with corresponding dynamics

$$\frac{d\phi_t}{\phi_t} = -R_t dt - \Lambda'_t dZ_t, \quad (7)$$

we assume the prices of risk,  $\Lambda_t$ , to be affine in the term structure variables and the dividend yield,

$$\Lambda_t = \Lambda_0 + \Lambda_1 Y_t. \quad (8)$$

Bond risk premia are allowed to be time varying, but we impose restrictions on  $\Lambda_1$  such that the risk premium on inflation-linked bonds is driven only by the real rate. Similarly, the risk premium on nominal bonds depends on both the real rate and expected inflation, in line with Kojien, Nijman, and Werker (2007). We assume, in addition, that the dividend yield does not drive the term structure of interest rates, which requires the price of unexpected inflation,  $\sigma'_\Pi \Lambda_t$ , to be independent of the dividend yield. More formally, these restriction imply that we parameterize  $\Lambda_1$  as

$$\Lambda_1 = \begin{pmatrix} \Lambda_{1(1,1)} & 0 & 0 \\ 0 & \Lambda_{1(2,2)} & 0 \\ 0 & 0 & 0 \\ \Lambda_{1(4,1)} & \Lambda_{1(4,2)} & \Lambda_{1(4,3)} \\ 0 & 0 & \Lambda_{1(5,3)} \end{pmatrix}, \quad (9)$$

in which the parameters in the last two rows are identified via  $\sigma'_S \Lambda_1 = \mu'_1$  and  $\sigma'_\Pi \Lambda_{1(:,3)} = 0$ .

Given the nominal state price density in (7), we find for the dynamics of the real state

price density,  $\phi^R$ ,

$$\frac{d\phi_t^R}{\phi_t^R} = -(R_t - \pi_t + \sigma'_{\Pi}\Lambda_t)dt - (\Lambda'_t - \sigma'_{\Pi})dZ_t \quad (10)$$

$$= -r_t dt - (\Lambda'_t - \sigma'_{\Pi})dZ_t, \quad (11)$$

which implies for the instantaneous nominal short rate

$$R_t = \delta_R + \left( \iota'_2 - \sigma'_{\Pi}\tilde{\Lambda}_1 \right) X_t, \quad (12)$$

where  $\delta_R = \delta_r + \delta_\pi - \sigma'_{\Pi}\Lambda_0$  and  $\tilde{\Lambda}_1$  denotes the first two columns of  $\Lambda_1$ .<sup>6</sup> The conditions specified in Duffie and Kan (1996) are satisfied, implying that both nominal and real bond prices are exponentially affine in the state variables. Hence, we find for the prices of a nominal bond at time  $t$ , which matures at time  $t + \tau$ ,

$$P(X_t, t, t + \tau) = \exp(A_\tau + B'_\tau X_t), \quad (13)$$

and, similarly, for an inflation-linked bond

$$P^R(X_t, t, t + \tau) = \exp(A^R_\tau + B^{R'}_\tau X_t), \quad (14)$$

where  $A_\tau$ ,  $B_\tau$ ,  $A^R_\tau$ ,  $B^R_\tau$ , and the corresponding derivations, are provided in Appendix A.

## 2.2 Annuity market

Current annuity markets provide, broadly speaking, three types of individual immediate annuity products, see also Brown et al. (2001).<sup>7</sup> Nominal annuities ensure a constant nominal periodic payment during the remainder of the annuitant's life. Inflation-linked annuities, on the other hand, provide payments which are constant in real terms. Consequently, inflation-linked annuities can protect the annuitant against inflation risk. The third annuity product we consider is a so-called variable annuity. The payments provided by variable annuities

---

<sup>6</sup>Recall that we have assumed that the price of unexpected inflation risk does not depend on the dividend yield, i.e.  $\sigma'_{\Pi}\Lambda_{1(:,3)} = 0$ .

<sup>7</sup>In this paper, we confine attention to immediate annuities, which implies that the payments start the period after the annuity has been purchased. Alternatively, investors can purchase deferred annuities during the accumulation phase. These products may be particularly interesting from a tax perspective. Poterba (1997) and Blake (1999) provide a detailed overview of the different annuity products offered.

are linked to a broad equity index.<sup>8</sup> In this way, the annuitant is able to benefit from the (possibly) attractive investment opportunities offered by equity markets during the retirement phase. Using nominal, inflation-linked, and variable annuities, the annuitant is able to manage exposures to the various risk factors like interest rate risk, inflation risk, and equity risk, and the annuity market is, in essence, complete. The remainder of this section discusses the pricing of annuities as well as the income streams provided in more detail.

We price the annuity products in the before-mentioned financial market. We assume throughout that annuities are fairly priced and the proper survival probabilities are taken into account.<sup>9</sup> We assume in addition that longevity risk is idiosyncratic.<sup>10</sup> Denote the probability that the annuitant, who is currently  $T$  years old, survives at least another  $s$  years by  ${}_s p_T$ . We normalize the nominal and real annuity payments of respectively nominal and inflation-linked annuities to one. Formally, the nominal rate of income provided by the nominal annuity at time  $T + s$  for an annuity purchased at time  $T$ ,  $I^N(T + s, T)$ , is given by  $I^N(T + s, T) = 1$ . For inflation-linked annuities, the nominal rate of income,  $I^R(T + s, T)$ , is given by  $I^R(T + s, T) = \Pi_{T+s} \Pi_T^{-1}$ . Consequently, the price of a nominal annuity starting at time  $t$  for an annuitant of age  $T$  is given by

$$A^N(X_t, T) = \mathbb{E}_t \left( \int_0^\infty {}_s p_T I^N(T + s, T) \frac{\phi_{t+s}}{\phi_t} ds \right) = \int_0^\infty {}_s p_T P(X_t, t, t + s) ds. \quad (15)$$

The price of an inflation-linked annuity starting at time  $t$  for an annuitant of age  $T$  equals

$$A^R(X_t, T) = \mathbb{E}_t \left( \int_0^\infty {}_s p_T I^R(T + s, T) \frac{\phi_{t+s}}{\phi_t} ds \right) = \int_0^\infty {}_s p_T P^R(X_t, t, t + s) ds. \quad (16)$$

The pricing and payout structure of variable annuities is somewhat more involved, see also

---

<sup>8</sup>A variable annuity contract in the United States refers to a tax-sheltered retirement savings plan to which periodic payments are made, see Charupat and Milevsky (2002). At retirement, the wealth accumulated can be converted into an annuity, but the investor is allowed to select the underlying portfolio composition which will determine the annuity income. For instance, Bodie and Pesando (1983) consider variable annuities which are backed by a diversified portfolio of both stocks and bonds. We define, following Brown et al. (2001), variable payout annuities that are exclusively linked to a broad equity index and introduce the two other available annuity contracts (nominal and inflation-linked) in turn.

<sup>9</sup>Despite the evidence that annuities are expensive once compared to their value due to the adverse selection problems in annuity markets, see for instance Friedman and Warshawsky (1990) and Mitchell et al. (1999), Mitchell et al. (1999) also provide evidence that the deviation from the fair value decreased during the last decade. Finkelstein and Poterba (2002) show in addition that annuities are priced fairly in the UK market.

<sup>10</sup>It is straightforward to generalize the model to allow for a systematic component in longevity risk.

Bodie and Pesando (1983) and Brown et al. (2001). A variable annuity is parameterized by a so-called assumed interest rate (AIR),  $h$ . The AIR is an actuarial construct to determine the number of contracts obtained per dollar invested. Formally, for every dollar invested in a variable annuity, the annuitant receives  $A^V(h, T)^{-1}$  contracts, with

$$A^V(h, T) = \int_0^\infty {}_s p_T e^{-hs} ds. \quad (17)$$

The rate of income provided at time  $T + s$  for a variable annuity purchased at time  $T$  is given by  $I^V(h, T + s, T)$ , with

$$I^V(h, T + s, T) = \frac{1}{A^V(h, T)} \frac{S_{T+s}}{S_T} e^{-hs}. \quad (18)$$

## 2.3 Investor's preferences and labor income

The investor is assumed to participate in the labor market during the period  $[t_0, T]$  and the retirement date  $T$  is specified exogenously.<sup>11</sup> The nominal rate of income is denoted by  $L_t^\$$  and its real counterpart by  $L_t = L_t^\$ \Pi_t^{-1}$ . Before retirement, the investor allocates wealth dynamically to stocks, two long-term nominal bonds, and a long-term inflation-linked bond.<sup>12</sup> The optimal proportion of wealth allocated to these assets at time  $t$  is denoted by  $x_t$ . The remainder,  $1 - x_t'$ , is invested in a nominal cash account. In addition, the investor optimally decides upon the amount to consume at time  $t$ ,  $C_t$ . At age  $T$  the investor retires and annuitizes all wealth accumulated. The fractions allocated to the nominal, inflation-linked, and variable annuity at time  $T$  are denoted by  $\alpha_T^N$ ,  $\alpha_T^R$ , and  $\alpha_T^V$ , respectively.

The investor derives utility from real consumption during the life-cycle, in line with Brennan and Xia (2002) and Sangvinatsos and Wachter (2005). The preferences are represented by a time-separable CRRA utility index, i.e., the value function of the problem is

$$J(W_{t_0}, Y_{t_0}, L_{t_0}, t_0) = \max_{(C_t)_{t \in [t_0, \infty)}, (x_t)_{t \in [t_0, T]}, \alpha_T^N, \alpha_T^R, \alpha_T^V} \mathbb{E}_{t_0} \left( \int_{t_0}^\infty {}_{t-t_0} p_{t_0} \frac{e^{-\beta t}}{1-\gamma} \left( \frac{C_t}{\Pi_t} \right)^{1-\gamma} dt \right), \quad (19)$$

<sup>11</sup>The model can easily be extended to allow for several predetermined dates at which the household can convert its retirement capital into annuities. We impose annuitization at a fixed date  $T$  only for computational tractability.

<sup>12</sup>Any additional bond is redundant as the term structure of interest rates is driven by two factors, i.e.  $(X_1, X_2)$ . In order to complete the market, one inflation-linked bond is required to hedge unexpected inflation.

where  $\beta$  denotes the subjective discount factor. We assume throughout that  ${}_{T-t}p_t = 1$ , for all  $t \in [t_0, T]$ , i.e., the investor survives up to retirement with probability one. The optimization in the period before retirement is subject to a dynamic budget constraint. Let  $W_t$  denote wealth accumulated and  $L_t^\$$  the nominal rate of labor income at time  $t$ . The budget constraint is

$$dW_t = W_t(x'_t \Sigma \Lambda_t + R_t) dt + (L_t^\$ - C_t) dt + W_t x'_t \Sigma dZ_t, \quad t_0 \leq t \leq T, \quad (20)$$

and  $\Sigma$  the volatility matrix of the traded assets. During the retirement phase, the investor receives annuity income. Part of this annuity income can be saved in order to smooth consumption. We assume that the wealth accumulated is invested in a nominal cash account. This leads to the budget constraint during retirement

$$dW_t = W_t R_t dt + (Y_t - C_t) dt, \quad t \geq T, \quad (21)$$

with  $Y_t$  indicating nominal annuity income at time  $t$ . Further, we assume that the investor annuitizes fully at retirement,<sup>13</sup> i.e., for  $t \geq T$ ,

$$\frac{Y_t}{W_{T-}} = \frac{\alpha_T^N}{A^N(X_{1T}, X_{2T}, T)} + \frac{\alpha_T^R}{A^R(X_{1T}, X_{2T}, T)} \frac{\Pi_t}{\Pi_T} + \alpha_T^V IV(h, t, T), \quad \text{with } \alpha_T^N + \alpha_T^R + \alpha_T^V = 1. \quad (22)$$

The budget constraint in (21) is subject to the initial condition  $W_T = 0$ , since the investor converts all wealth into annuities. Note that  $W_{T-}$  in (22) refers to retirement wealth just *prior to* conversion. In summary, the investor annuitizes fully at retirement and can smooth annuity income optimally during retirement using a nominal cash account, following for instance Brown et al. (2001).

The optimization is subject to the (institutional) constraint that annuities cannot be shorted, i.e.,

$$\alpha_T^N, \alpha_T^R, \alpha_T^V \geq 0. \quad (23)$$

We assume that the investor cannot capitalize future annuity income to increase today's consumption. Therefore, we impose that the investor is liquidity constrained, which formally

---

<sup>13</sup>This assumption is made for computational tractability.

implies, for  $t > T$ ,

$$W_t \geq 0. \quad (24)$$

The dynamics of real labor income,  $L_t = L_t^{\$} \Pi_t^{-1}$ , are given by, with  $t \in [t_0, T]$  indicating the investor's age

$$\frac{dL_t}{L_t} = g_t dt, \quad (25)$$

where  $g_t$  is calibrated on the basis of Cocco et al. (2005) and Munk and Sørensen (2005) to capture the hump-shaped pattern in labor income over the life-cycle.

The investor's problem can be decomposed conveniently as

$$J(W_{t_0}, Y_{t_0}, L_{t_0}, t_0) = \max_{(C_t, x_t)_{t \in [t_0, T]}} \mathbb{E}_{t_0} \left( \int_{t_0}^T \frac{e^{-\beta t}}{1 - \gamma} \left( \frac{C_t}{\Pi_t} \right)^{1-\gamma} dt \right) + e^{-\beta T} \mathbb{E}_{t_0} (J(W_{T-}^R, Y_T, 0, T)), \quad (26)$$

which disentangles the problem before and after retirement. We define  $W_{T-}^R = W_{T-} \Pi_{T-}^{-1}$  to denote real wealth just before retirement. For future reference, we formulate after retirement the problem as, for  $\gamma > 1$ ,

$$\begin{aligned} J(W_{T-}^R, Y_T, 0, T) &= \max_{(C_t)_{t \in (T, \infty)}, \alpha_T^N, \alpha_T^R, \alpha_T^V} \mathbb{E}_T \left( \int_T^{\infty} t^{-T} p_T \frac{e^{-\beta(t-T)}}{1 - \gamma} \left( \frac{C_t}{\Pi_t} \right)^{1-\gamma} dt \right) \\ &= \frac{1}{1 - \gamma} (W_{T-}^R)^{1-\gamma} \min_{(C_t^R)_{t \in (T, \infty)}, \alpha_T^N, \alpha_T^R, \alpha_T^V} \mathbb{E}_T \left( \int_T^{\infty} t^{-T} p_T e^{-\beta(t-T)} (C_t^R)^{1-\gamma} dt \right), \end{aligned} \quad (27)$$

with  $C_t^R = C_t W_{T-}^{-1} \Pi_{T-} \Pi_t^{-1}$ , i.e.,  $C_t^R$  denotes the real fraction of wealth consumed at time  $t$ .

## 3 Model estimation and calibration

### 3.1 Estimation of the financial market model

The financial market model is estimated using monthly US data on bond yields, inflation, and stock returns over the period January 1952 up to May 2002. The government yield data up to February 1993 is the McCulloch and Kwon data and we extend the sample using

data provided by Rob Bliss.<sup>14</sup> We use 3-month, 6-month, 1-year, 2-year, 5-year, and 10-year nominal yields in estimation. Inflation data is obtained via CRSP and is based on the CPI-U price index. Finally, we use returns on the CRSP value-weighted NYSE/Amex/Nasdaq index for stock returns. We construct the dividend yield on the basis of the index with and without dividends, along the lines of Campbell et al. (2003). The model is estimated by means of maximum likelihood using standard Gaussian Kalman filtering techniques as detailed in Appendix B. The estimation results are summarized in Table 1.

We find that expected inflation is far more persistent than the real interest rate (see also Brennan and Xia (2002) and Campbell and Viceira (2001)). The innovations to the real rate and expected inflation are negatively correlated. For the unconditional prices of real interest rate risk and expected inflation risk,  $\Lambda_0$ , we find that the former is rewarded a much higher price of risk than the latter, in line with Campbell and Viceira (2001) and Brennan and Xia (2002). This implies that real interest rate risk is a highly priced risk factor in comparison to the expected inflation factor. The unconditional equity risk premium is estimated to be 4.3%. The unconditional nominal bond risk premium equals 1.8% for a 10-year nominal bond. Likewise, the risk premium on 10-year inflation-linked bonds equals 1.2%. Concerning the dynamics of bond risk premia, we find that the real bond risk premium increases with the real rate and the nominal bond risk premium increases with both the real rate and expected inflation. We define the inflation risk premium to be the difference in expected returns on nominal and inflation-linked bonds with the same maturity, following Campbell and Viceira (2001). As a result of the negative correlation between the real rate and expected inflation, the exposure of nominal bonds to the real rate will be smaller than for inflation-linked bonds, with the same maturity. This implies that the inflation risk premium is decreasing in the real rate and increasing in expected inflation, in line with Buraschi and Jiltsov (2005) and Kojien et al. (2007). Next, we find that the equity risk premium decreases with the real rate ( $\mu_{1(1)} < 0$ ) and expected inflation ( $\mu_{1(2)} < 0$ ) and is increasing in the dividend yield ( $\mu_{1(3)} > 0$ ). Finally, the estimates of the dividend yield process reveal the well-documented persistence of financial ratios and the high (negative) correlation of its innovations with equity returns.

---

<sup>14</sup>We are grateful to Rob Bliss for providing the data.

### 3.2 Calibration of the annuity market

Bodie and Pesando (1983) select the AIR equal to the expected return on the portfolio underlying the variable annuity. Brown et al. (2001) remark that commonly observed values of the AIR are around 3-4%. The choice of the AIR is not unimportant as it affects the distributional properties of the income stream offered by variable annuities. For instance, if the AIR is chosen relatively high, the number of contracts obtained will be high as well. This implies in turn that the initial payments will be high, but the income stream is expected to decline rapidly. Likewise, for low values of the AIR, the initial payout is low, but increases in expectation. Appendix C provides a rigorous discussion of the role of the AIR in a model with constant investment opportunities. Throughout the paper, we consider variable annuities with an AIR of  $h = 4\%$ . Finally, in order to calibrate the survival probabilities, we use mortality rates observed in 1999 provided by the human mortality database.<sup>15</sup>

Figure 1 portrays the mean and volatility of the real (monthly) annuity income provided by nominal, inflation-linked, and variable annuities if the investor converts \$100,000 at retirement. The horizontal axis portrays the investor's age and the vertical axis the corresponding annuity income. The vector of state variables is set equal to its unconditional expectation. Inflation-linked annuities provide a riskless payoff stream, but the level is considerably lower than the mean payoff of variable annuities for all ages and that of nominal annuities up to age 75. The real payoffs provided by nominal and variable annuities are risky and the volatility of the payoffs increases with the investor's age.

Figure 2 displays the average, real (monthly) annuity income provided by nominal, inflation-linked, and variable annuities for different initial values of the real rate, expected inflation, and the dividend yield if the investor converts \$100,000 at retirement. Different values of the real rate (Panel A and Panel B) have a small effect on the level of the payoffs and the main patterns are unaffected. This is markedly different for expected inflation. When initial expected inflation is low (Panel C), the initial payoff of nominal annuities is low and the expected payoff stream is more stable in real terms. When initial expected inflation is high (Panel D), the initial payoffs of nominal annuities are high, but decline rapidly in expectation. The opposite occurs for variable annuities, since the equity risk premium is negatively related to the level of expected inflation. The level of expected inflation is therefore likely to impact the investor's annuity choice and utility derived from inflation-sensitive annuity products. Finally, Panel E and Panel F portray the impact of different

---

<sup>15</sup>We refer to <http://www.mortality.org/> for further information.



initial values of the dividend yield. Different values of the dividend yield have a substantial impact on the expected annuity payoffs of variable annuities, which is a consequence of its high persistence.

### 3.3 Calibration of labor income and preferences

The (deterministic) growth rate of labor income is given by

$$g_t = 0.1682 - 0.00646t + 0.00006t^2, \quad (28)$$

which corresponds to an individual with high school education in the estimates of Cocco et al. (2005) and Munk and Sørensen (2005). The income rate at age  $t_0$  is normalized to  $L_{t_0} = 1$  and initial wealth  $W_{t_0} = 0$ . We assume that the investor does not receive any additional form of income during retirement, i.e.  $L_t = 0$  for  $t \geq T$ . We are before retirement predominantly concerned with the impact of the annuitization decision at retirement on the optimal investment strategies before retirement. We therefore abstract from idiosyncratic labor income risk. Abstracting from idiosyncratic labor income risk allows us to solve the model in closed-form. We refer to Viceira (2001), Cocco et al. (2005), Munk and Sørensen (2005), and Kojien et al. (2006) for an analysis of the impact of idiosyncratic labor income on optimal portfolio choice. Note that the labor income stream is equivalent to a particular portfolio of inflation-linked bonds in our model.

In terms of preference parameters, we consider three values for the coefficient of relative risk aversion, namely  $\gamma = 2, 5,$  and  $10$ . The time preference parameter is set, in accordance with Cocco et al. (2005), to  $\beta = 0.04$ .

## 4 Optimal retirement choice

### 4.1 Optimal annuity choice

In this section, we first determine the optimal annuity choice at retirement. Optimally, the investor's annuity menu contains nominal, inflation-linked, and variable annuities with an assumed interest rate (AIR) of  $h = 4\%$ . This menu allows the investor to construct the proper exposures to all risk factors in the economy. The investor determines the optimal allocation conditional on the current state of the economy. Next, we assess the welfare cost of sub-optimal annuitization strategies, like ignoring conditioning information or restricting

the annuity menu to nominal or inflation-linked annuities alone. These latter annuitization strategies are particularly interesting for at least two reasons. First, individual investors tend to restrict attention, either for behavioral or institutional reasons, to nominal annuities, see Diamond (1997) and Brown et al. (2001). Second, Defined Benefit (DB) pension plans generally offer their participants a nominal or an inflation-linked annuity. Therefore, it is important to quantify the welfare costs of annuity market incompleteness, as well as its implications for the optimal investment strategies before retirement. This latter question is addressed in Section 5.

We now briefly outline the optimization problem faced by the investor during retirement as described in Section 2.3. The investor has to decide upon the annuity choice at retirement and, given the annuitization strategy selected at retirement, the consumption strategy during the retirement phase. The annuitization strategy optimally takes into account the amount of capital accumulated and the economic conditions at retirement as summarized by the real rate, expected inflation, and the dividend yield. During the retirement phase, the consumption-savings decision incorporates the same state variables, but in addition to these also the current income level provided by nominal and variable annuities. We use the homogeneity property of the power utility index to normalize the current wealth level to one, which reduces the number of state variables by one. Despite this simplification, the problem at retirement is characterized by three state variables at retirement and five state variables during retirement, which is computationally very hard to solve using standard dynamic programming tools. We therefore opt for a simulation-based approach which is essentially an extension of the methods developed in Brandt, Goyal, Santa-Clara, and Stroud (2005). First, we simulate 10,000 trajectories of the state variables and corresponding annuity income. Subsequently, we proceed as in case of numerical dynamic programming, but we approximate the conditional expectations we encounter by expansions in a set of basis functions in the state variables. This approach is virtually insensitive to the number of state variables and, therefore, suited to solve the problem at hand. By proceeding backwards, we obtain an estimate of the value function at retirement for a certain retirement state and annuity portfolio. This allows us to optimize over the annuity portfolio at retirement. We optimize over a grid with step sizes of 5%. Our numerical procedure then results in a set of optimal annuity choices for all of the 10,000 initial states of the economy at retirement. A detailed discussion of the approach is provided in Appendix D.

It turns out that the optimal annuitization strategy, indicated by  $\alpha_T^i(Y)$ , with  $i \in$

$\{N, R, V\}$ ,<sup>16</sup> is a non-linear function of the state variables at retirement (the real rate, expected inflation, and the dividend yield). In order to summarize the results, we consider a first-order approximation of the optimal annuitization strategy in these state variables. We will show in the next section that this approximation is very accurate. More specifically, we run (cross-sectional) regressions for the optimal weights in each of the annuity products on the state variables (real rate, expected inflation, and the dividend yield). We standardize the state variables to enhance the interpretation of the coefficients. Thus, we have

$$\alpha_T^i(Y) \simeq \alpha_0^i + \sum_{j=1}^3 \alpha_j^i \tilde{Y}_j, \quad (29)$$

with  $i \in \{N, R, V\}$  and  $\tilde{Y} = (Y - \mathbb{E}(Y))/\sigma(Y)$ . The constant term ( $\alpha_0^i$ ) can then be interpreted as the unconditional allocation to a particular annuity product. The slope coefficients ( $\alpha_j^i$ ) present the percentage change in the allocation for a one (unconditional) standard deviation increase in the  $j$ -th state variable. As all retirement wealth is annuitized at retirement, we have by construction that the sum (over the three annuity products) of the constant terms equals one, i.e.,  $\sum_{i=1}^3 \alpha_0^i = 1$ , and the sum of the slope coefficients for a particular state variable is zero, i.e., for  $j \in \{1, 2, 3\}$ ,  $\sum_{i=1}^3 \alpha_j^i = 0$ . These regressions therefore provide a concise interpretation of the resulting optimal annuity strategy, and how it depends on the state of the economy.

Table 2 presents the optimal annuity strategy at retirement. Recall that the constants indicate the unconditional allocation to a particular annuity product. For instance, an investor with a coefficient of relative risk aversion equal to  $\gamma = 5$  allocates 50% to inflation-linked annuities, 42% to variable annuities, and 8% to nominal annuities. In all cases, the unconditional allocation to nominal annuities is marginal. Since expected inflation is a persistent and relatively low priced factor, risk-averse investors are not willing to bear inflation risk. Similarly, more aggressive investors consider variable annuities, which are linked to an equity index, as more attractive from a risk-return perspective. This explains the minor role of nominal annuities in the optimal retirement choice. Table 2 also shows that the optimal annuity choice is sensitive to the state of the economy at retirement. In particular changes in expected inflation and dividend yield, which are both highly persistent, can alter the optimal allocation substantially. For an investor with a risk aversion of  $\gamma = 5$ , the optimal allocation to variable annuities reduces by 11% in absolute terms if expected inflation

---

<sup>16</sup>Recall that 'N' refers to nominal, 'R' to inflation-linked or real, and 'V' to variable annuities.

increases with one (unconditional) standard deviation. In response, the allocation to nominal and variable annuities increases. Recall that nominal bond risk premia are increasing in expected inflation, whereas the equity risk premium relates negatively to expected inflation. Likewise, a one (unconditional) standard deviation increase in the dividend yield leads to a 28% increase in the allocation to variable annuities at the cost of the allocation to nominal and especially inflation-linked annuities.

Finally, we determine the optimal annuity choice for individuals who do not incorporate conditioning information in their portfolio choice. More specifically, the optimal annuity choice is determined using the unconditional value function as opposed to the conditional value function. The results are presented in Table 3. The optimal unconditional annuitization strategy is comparable to the optimal conditional annuitization strategy, when the state variables equal their unconditional expectation.

## 4.2 Welfare costs of sub-optimal annuitization strategies

With the optimal annuity strategies in hand, we can compute the welfare costs induced by adopting one of the four sub-optimal annuitization strategies described above. First, we consider the unconditional annuity choice, where wealth is allocated to all three annuity products, but independently of the state of the economy. Second, the annuity choice may be restricted to either nominal or inflation-linked annuities only, which quantifies the costs of annuity market incompleteness. Third, we investigate whether it is possible to approximate the optimal conditional annuity choice with a simple linear portfolio rule.

The welfare costs are displayed in Table 4. The optimal conditional annuity choice serves as the benchmark strategy. It turns out that taking into account information about the term structure and risk premia at retirement is significantly welfare improving. The welfare costs range from 7% up to almost 9% of certainty equivalent consumption, depending on the investor's risk preferences. In other words, investors are willing to give up 7-9% of their retirement wealth in order to optimally incorporate the economic conditions at retirement. If the retirement choice is restricted to inflation-linked annuities, we find that even conservative investors incur welfare costs close to 10%. Restricting attention to only nominal annuities induces large welfare costs, especially for conservative investors. In this case, the decrease in certainty equivalent retirement consumption ranges from 22% for aggressive investors to 55% for conservative investors. Converting retirement wealth to nominal annuities exposes the individual to inflation risk, which turns out to induce significant utility costs. These results

imply that both equity exposure during retirement and the possibility to insure inflation risk are valuable for individuals. While these results are in line with Brown et al. (2001) and Blake et al. (2003), recall that these studies assume risk premia to be constant and do not explore the possibility to tailor the annuity portfolio to the state of the economy at retirement.

The optimal conditional annuity choice may be a complex function of the state variables. It is therefore useful to investigate whether a simple first-order approximation to the optimal annuity weights as in (29) can recuperate most of the costs induced by the unconditional strategy. More precisely, we consider

$$\alpha_T^{\text{Linear},i}(Y) = \frac{\max(\alpha_T^i(Y), 0)}{\sum_{i=1}^3 \max(\alpha_T^i(Y), 0)}, \quad (30)$$

with  $\alpha_T^i$  given in (29). The results are presented in the final row of Table 4. It turns out that this simple rule reduces the welfare loss relative to the unconditional annuity choice by 75% to 95%, depending on the risk attitude of the investor, to 0.3-2.1%. This illustrates that it is possible to design simple rules that are close substitutes for the optimal, non-linear, strategy.

## 5 Optimal policies before retirement

### 5.1 The optimal investment and consumption strategy

The main conclusion of Section 4 is that the optimal annuity strategy depends on the economic conditions at retirement and that it is costly in welfare terms to ignore this. Also, we show that annuity market incompleteness gives rise to significant utility costs. Even if the optimal annuity choice does not depend on the state of the economy, for instance if the investor restricts attention to nominal or inflation-linked annuities only, the value function at retirement does. As a result, an investor can anticipate this dependence before retirement and use financial markets to hedge exposures to interest rates, inflation rates, and risk premia. In this section, we derive the optimal investment and consumption strategy in the period before retirement, taking into account the annuity strategy at retirement. The existing literature either abstracts from the investor's desire to annuitize wealth, see among others Viceira (2001), Cocco et al. (2005), and Koijen et al. (2007), or assumes that the investor restricts attention to a single annuity product, like in Cairns et al. (2006).

The optimal investment and consumption policies are the solution to (26), subject to the dynamic budget constraint given in (20). We assume that the investor can allocate wealth to stocks, two nominal bonds, and an inflation-linked bond. The maturities of the two nominal bonds are assumed to be three and ten years and the maturity of the inflation-linked bonds is set to ten years. The remainder is allocated to a nominal cash account. It is well known, see for instance Wachter (2002) and Liu (2006), that this optimal consumption problem cannot be solved explicitly in incomplete markets. For analytical tractability, we therefore assume that the investor consumes a fixed fraction of labor income,  $\theta$ , and saves the remainder,  $1-\theta$ , before retirement.<sup>17</sup> We determine the optimal investment strategy and savings rate jointly. For the remainder of this section, it will turn out to be useful to define the real present value of future savings until retirement, for  $t \in [t_0, T]$ ,

$$H(L_t, Y_t, \theta, t, T) = \int_t^T (1 - \theta) L_s P^R(X_t, t, s) ds. \quad (31)$$

Appendix E derives the optimal solution to the investment problem before retirement. The optimal investment strategy at time  $t$  is given by

$$\begin{aligned} x_t^* = & \left( \frac{W_t^R + H_t}{W_t^R} \right) \frac{1}{\gamma} (\Sigma \Sigma')^{-1} \Sigma \Lambda_t + \\ & \left( \frac{W_t^R + H_t}{W_t^R} \right) \left( 1 - \frac{1}{\gamma} \right) (\Sigma \Sigma')^{-1} \Sigma (\Sigma'_Y (\xi_1 + \xi_2 Y_t) + \sigma_{\Pi}) + \\ & \left( \frac{W_t^R + H_t}{W_t^R} \right) \frac{1}{\gamma} (\Sigma \Sigma')^{-1} \Sigma \Sigma'_Y \left( \Gamma_1(\tau) + \frac{1}{2} (\Gamma_2(\tau) + \Gamma_2(\tau)') Y_t \right) - \\ & (\Sigma \Sigma')^{-1} \Sigma \Sigma'_Y \frac{H_{Yt}}{W_t^R} - \left( \frac{H_t}{W_t^R} \right) (\Sigma \Sigma')^{-1} \Sigma \sigma_{\Pi}, \end{aligned} \quad (32)$$

where  $\Sigma$  and  $\Sigma_Y$  are the volatility matrices of the traded assets and the state variables, respectively, and  $\xi_1$ ,  $\xi_2$ ,  $\Gamma_1(\tau)$  and  $\Gamma_2(\tau)$  are given in Appendix E,  $\tau = T - t$ , and  $H_Y$  denotes the partial derivative of  $H$  with respect to  $Y$ . It is important to note though that when the investor aims for real wealth at retirement rather than real wealth which is in turn converted to annuities, we have  $\xi_1 = 0$  and  $\xi_2 = 0$ . Intuitively,  $\xi_1$  and  $\xi_2$  are the exposures to the risk factors of the value function at retirement, if the investor annuitizes her retirement wealth. The optimal portfolio in (32) contains four components which allow for an intuitive interpretation. The first component is the standard myopic demand, which

---

<sup>17</sup>This setup therefore mirrors a pure DC system.

exploits the risk-return trade-off provided by the assets. The second component constitutes the minimum variance portfolio in an investment problem in which  $K(Y_T)$  serves as the numéraire. The third component hedges changes in the state variables which affect future investment opportunity sets. This component depends on the investment horizon. The first three components are pre-multiplied by the ratio of current real financial wealth ( $W_t^R$ ) plus the real present value of future savings ( $H_t$ ) to current real financial wealth. This tilt of the optimal portfolio is a consequence of the fact that the investor has to implement the optimal strategy via financial wealth rather than total wealth, see also Bodie et al. (1992) and Munk and Sørensen (2005). The relative importance of the first three components is determined by the investor's risk attitude. The fourth and final component (the last two terms in (32)) corrects the optimal investment strategy for the exposures to the risk factors of the savings stream. The optimal savings rate is determined in Appendix E.

The annuitization strategy affects the optimal investment strategy before retirement via two channels. First, the minimum variance portfolio (the second component in (32)) depends directly on  $\xi_1$  and  $\xi_2$ , which both are zero if the investor refrains from annuitization. Second, the coefficients  $\Gamma_1(\tau)$  and  $\Gamma_2(\tau)$  in the hedging portfolio (the third component in (32)) depend on  $\xi_1$  and  $\xi_2$ , see Appendix E. As such, the second and third component of the optimal investment strategy anticipate the investor's retirement strategy.

The optimal investment strategy in (32) shows that the investor's optimal portfolio is composed by three general funds and an investor-specific fund, namely the fourth component. The weights of the different components is investor-specific and depends on the income path as well as on the risk attitude of the investor.

In Section 5.2 we examine the adjustments in the optimal investment strategy before retirement as a result of annuity risk for both optimal and sub-optimal annuitization strategies. Subsequently, we determine in Section 5.3 the utility costs of sub-optimal investment strategies which abstract from the investor's preference to annuitize wealth at retirement.

## 5.2 Optimal investment and consumption with annuity risk

We now assess empirically the properties of the optimal portfolio strategy before retirement. We focus in particular on the additional hedging demands caused by annuity risk. We first of all determine the optimal investment strategy if the individual ignores annuity risk. Subsequently, we provide the adjustments to the optimal portfolio if the individual allocates

retirement wealth to either the optimal conditional annuitization strategy, the optimal unconditional annuitization strategy, inflation-linked annuities, or nominal annuities.

Figure 3 portrays the optimal allocation to 3-year and 10-year nominal bonds, 10-year inflation-linked bonds, and stocks in absence of annuity risk. The remainder is invested in the nominal cash account. The optimal investment strategy at time  $t$  as given in (32) depends on the state variables ( $Y_t$ ), the investor's horizon ( $T - t$ ), the income to wealth ratio ( $L_t/W_t^R$ ), and the investor's risk attitude ( $\gamma$ ). In all graphs, the state variables are set to their unconditional expectation, the investment horizon (i.e., time to retirement) ranges from zero to thirty years, and the income to wealth ratio equals 0.01, 0.25, 0.50, or 1. An income to wealth ratio of 0.5 implies that the investor accumulated an amount financial wealth equal to two annual incomes. In the first case ( $L_t/W_t^R = 0.01$ ), the impact of human capital on the optimal portfolio is negligible. This allows us to separate the horizon effects generated by depletion of human capital and hedging demands as a consequence of time variation in investment opportunities. The investor's coefficient of relative risk aversion is set to  $\gamma = 5$ .<sup>18</sup> The optimal savings rate used is determined by assuming that the investor implements the optimal conditional annuitization strategy and starts saving as of age 35.

We find that the investor holds a long position in 3-year nominal bonds, which is financed by a short position in cash and 10-year nominal bonds, in line with Campbell and Viceira (2001), Brennan and Xia (2002), and Sangvinatsos and Wachter (2005). The role of inflation-linked bonds is limited to hedging unexpected inflation risk. Both nominal bonds and stocks exhibit strong horizon effects due to time variation in investment opportunities (i.e.,  $L_t/W_t = 0.01$ ), see also Campbell and Viceira (1999), Wachter (2002), and Sangvinatsos and Wachter (2005). The horizon effects are further amplified by the savings stream to which the investor is entitled. Note further that the optimal portfolio entails rather large long and short positions, in particular for nominal bonds. This is a consequence of the high correlation between the returns on these assets. Since all that matters are the induced exposures to the risk factors, the positions are in fact in economic terms less extreme than suggested by the portfolio weights. Rather than physically taking extreme bond positions, these exposures can also be created through the use of swaps or other interest rate and inflation-linked derivatives.

Next, we illustrate the impact of the annuity choice on the investor's investment strategy

---

<sup>18</sup>To conserve space, we restrict attention to an investor with coefficient of relative risk aversion equal to  $\gamma = 5$ . Results for any other configuration of the parameters are available upon request.



before retirement for the same configuration of parameters as before. In determining the hedging strategy before retirement of a particular annuitization strategy, we set the savings rate in accordance with the particular annuity choice made at retirement. The income-to-wealth ratio equals 0.5.<sup>19</sup> Figure 4 portrays the hedging strategies for, respectively, the optimal conditional annuitization strategy (Panel A), the optimal unconditional annuitization strategy (Panel B), and either only inflation-linked (Panel C) or only nominal annuities (Panel D). The hedging strategy is defined as the difference between the optimal strategy which does account for annuity risk and the strategy which ignores it. Hence, by adding the portfolios in Figure 3 to the hedging portfolio, we obtain the total optimal portfolio in the presence of annuity risk. First, Panel A of Figure 4 presents the results for the optimal conditional annuitization strategy. The hedging strategy holds long positions in 3-year nominal bonds and stocks, while 10-year nominal bonds and cash are shorted. The allocation to inflation-linked bonds is hardly affected. The long-short position in nominal bonds pays off in states of the economy where either expected inflation is high or real interest rates are low. In addition, when the investor anticipates the preference to annuitize wealth at retirement, the allocation to equities increases. An important determinant of the investment opportunity set at retirement is the level of the dividend yield. Low levels of the dividend yield correspond to low expected returns on variable annuities. Given the negative correlation between innovations in equity returns and dividend yields, a long equity position in the period before retirement can hedge adverse changes of the dividend yield. Interestingly, the additional hedging demands are already substantial during early stages of the investor's life-cycle. Panel B of Figure 4 portrays the optimal hedging strategy for an individual implementing the optimal unconditional hedging strategy at retirement. The optimal hedging strategy of the optimal conditional and unconditional annuitization strategy are close. Next, Panel C displays the optimal hedging strategy when the investor allocates all wealth at retirement to inflation-linked annuities. The hedging portfolio is strikingly different from the one where the full annuity menu is at the individual's disposal. First, neither inflation-linked nor stocks are present in the hedging strategy. When the investor allocates all capital at retirement to inflation-linked annuities, all that matters is the exposure to the real interest rate, which is managed by positions in the 3-year and 10-year nominal bond. Second, the allocation to both nominal bonds changes. Note that the hedging strategy has only significant weights as of, say, age 60. This is a consequence

---

<sup>19</sup>The results hardly change for a reasonable range of income-to-wealth ratios. Additional results are available upon request.

of the relatively low persistence of real interest rates in comparison with expected inflation and the dividend yield implied by our estimates. This suggests that hedging inflation-linked annuities, i.e., hedging real interest rate risk, is far less important than hedging the optimal (un)conditional annuitization strategy which (possibly) allocates wealth to all three annuity products. Finally, Panel D portrays the optimal hedging strategy if the investor allocates all wealth at retirement to nominal annuities. At early stages of the investor's life-cycle, it turns out to be optimal to hold long 10-year nominal bonds, and short 3-year nominal bonds to hedge time-varying bond risk premia. Close to retirement, hedging real rate risk is more important and the hedging strategy is long in 3-year nominal bonds and shorts 10-year nominal bonds, as is the case for all other annuitization strategies.

### 5.3 Welfare costs of not hedging annuity risk

We now calculate the welfare costs of not hedging annuity risk. As before, the welfare metric employed is the amount of retirement wealth an investor is willing to give up in order to implement the optimal investment strategy before retirement. We refer to Appendix E for further details. For both investment strategies, the savings rate is determined on the basis of the investment strategy which accounts for annuity risk.

The welfare costs are presented in Table 5. First, we find that hedging the optimal conditional annuitization strategy, the unconditional annuitization strategy, and nominal annuities before retirement is valuable, in particular for conservative investors. Individuals with an average risk aversion ( $\gamma = 5$ ) are willing to give up 9% of retirement consumption to hedge annuity risk induced by the optimal conditional or unconditional strategy. The welfare costs of not hedging annuity risk induced by nominal annuities amounts to 1% of retirement consumption. We find that the costs of not hedging full inflation-linked annuitization are small. This is consistent with the small additional hedging demands generated by this strategy in Figure 4. The bottom line is that hedging annuity risk before retirement is welfare improving due to persistent expected inflation and time variation in risk premia. The welfare costs of not hedging the annuity risk caused by inflation-linked annuities is marginal. The fact that hedging real interest rate risk is of minor importance is caused by the relatively low persistence of the real interest rate.

The welfare costs of not hedging annuity risk before retirement have been calculated for the situation in which the state variables equal their unconditional expectation. However, the costs of not hedging annuity risk are obviously dependent on the prevailing term structure

and risk premia. To highlight the impact of changing state variables, we consider the case where all state variables equal their unconditional expectation up to age 55, and subsequently one of the state variables is perturbed by a one (unconditional) standard deviation, positive shock. After the shock, the state variables equal their expected value, conditional on the shock at age 55. The results are portrayed in Figure 5 for all four annuitization strategies.

Panel A depicts the results for the optimal conditional annuitization strategy. A positive shock at age 55 to expected inflation, leading to a lower expected returns on equity and a higher expected return on long-term nominal bonds, decreases the welfare costs of not hedging annuity risk. For a positive shock to the dividend yield, it becomes more costly for the individual to abstract from hedging before retirement. This is in line with, for instance, Brandt et al. (2005) who illustrate that the economic value of hedging demands is higher in good economic environments. This immediately implies that in this stage of the investor's life cycle, high expected inflation corresponds to a deteriorated investment opportunity set. Panel B presents the results for the optimal unconditional hedging strategy. Note that the welfare costs hardly change in response to a shock in the state variables. This implies that whenever the individual is not able to tailor the annuitization strategy to the economic conditions at retirement, the welfare costs are almost independent of the state of the economy before retirement. This is also the case for the annuity strategies which convert all capital at retirement into inflation-linked annuities (Panel C) or nominal annuities (Panel D).

## 6 Conclusions

Households prefer to annuitize wealth fully at retirement if annuity markets are sufficiently complete, annuities are fairly priced, and if they have no bequest motive. However, this exposes investors to, what is known as, annuity risk. The utility derived from annuitized wealth may disappoint if market conditions turn out to be unfavorable at retirement. We show that investors may mitigate the welfare loss due to annuity risk by conditioning the annuity portfolio on the state of the economy and by hedging certain risks before retirement.

First, we show that it is optimal for individuals to incorporate information on the term structure and risk premia at retirement in the annuity choice. The welfare costs of ignoring this information range from 7% to 9%, depending on the investor's risk preferences. However, the optimal conditional annuitization strategy may depend in a complex way on the underlying state variables. We show that it is possible to design a simple linear rule

which allocates wealth to nominal, inflation-linked, and variable annuities contingent on the state of the economy. In fact, 75%-95% of the gains due to incorporating conditioning information can be obtained by following this simple rule. In addition, restricting the annuity menu to only nominal or only inflation-linked annuities increases welfare costs even further. This implies that equity exposure during retirement, as well as the ability to insure inflation risk, are welfare enhancing. These conclusions may have serious implications for both DC and DB pension plans. Concerning DC pension plans, investors tend to restrict attention to nominal annuities, if they annuitize at all. On the other hand, DB pension plans usually offer participants either nominal or inflation-linked annuities. Therefore, the annuity portfolio is not diversified and participants cannot take advantage of the (possibly) investment opportunities offered by equity markets.

Whether or not investors adopt optimal annuitization strategies at retirement, investors face annuity risk before retirement that can be hedged by trading in equity and bond markets. We consider the case where the investor's menu contains stocks, nominal and inflation-linked bonds, and a cash account. We determine the optimal hedging strategies for annuity risk induced by the optimal conditional annuitization strategy, the optimal unconditional annuity strategy, and investing all wealth in inflation-linked or nominal annuities. The optimal hedging strategy entails significant positions in the various securities already in early stages of the investor's life cycle, unless the investor allocates all wealth to inflation-linked annuities. This result is confirmed by a welfare analysis in which we determine the welfare costs induced by not hedging annuity risk. These welfare costs range from 1% to over 10%, depending on the risk attitude of the investor, unless the investor allocates all wealth to inflation-linked annuities at retirement. In other words, hedging inflation risk and time variation in risk premia before retirement can be significantly welfare enhancing. Hedging annuity risk induced by time variation in real interest rates turns out to be only of minor importance.

Future research can extend this paper in various directions. First, the investor considered annuitizes all wealth at age 65. Neuberger (2003) and Milevsky and Young (2003) have shown that it may be optimal to gradually transfer wealth accumulated to annuities. This relates directly to the literature in which investors endogenously select their retirement age, see for instance Farhi and Panageas (2005) and the references therein. Incorporating this additional flexibility may provide a more complete answer to the dynamic life-cycle investment and consumption problem. Related to this is our assumption that labor is supplied inelastically, implying that the investor does not decide endogenously on the leisure/working decision as

in for instance Bodie et al. (1992). Second, we have restricted our analysis to immediate individual annuities, ignore bequests, and uncertainty concerning the investor's health during retirement. The annuity menu may be extended by joint annuities for married couples, deferred annuities, or annuities which embed particular derivative structures like escalating annuities. Finally, we have assumed that annuities are priced fairly, while realistic annuity markets usually include charge substantial load factors. Lopes (2005) shows that load factors and, in addition, minimum size restrictions, may have a substantial impact on the annuitization decision.

## References

- Ang, Andrew, and Geert Bekaert.** 2006. Forthcoming. "Stock Return Predictability: Is It There?" *Review of Financial Studies*.
- Binsbergen, Jules H. van, and Ralph S.J. Koijen.** 2007. Forthcoming. "Predictive Regressions: A Present-Value Approach" *working paper*, Duke University and Tilburg University.
- Blake, David.** 1999. "Annuity Markets: Problems and Solutions." *The Geneva Papers on Risk and Insurance*, 24(3): 358-375.
- Blake, David, Andrew J.G. Cairns, and Kevin Dowd.** 2003. "Pensionmetrics 2: Stochastic Pension Plan Design during the Distribution Phase." *Insurance: Mathematics and Economics*, 33(1): 29-47.
- Bodie, Zvi, Robert C. Merton, and William F. Samuelson.** 1992. "Labor Supply Flexibility and Portfolio Choice in a Life Cycle Model." *Journal of Economic Dynamics and Control*, 16(3-4): 427-449.
- Bodie, Zvi, and James Pesando.** 1983. "Retirement Annuity Design in an Inflationary Climate" In *Financial Aspects of the U.S. Pension System*, ed. Zvi Bodie and John B. Shoven. Chicago: University of Chicago Press.
- Boulier, Jean-Francois, ShaoJuan Huang, and Gregory Taillard.** 2001. "Optimal Management under Stochastic Interest Rates: The Case of a Protected Defined Contribution Pension Fund." *Insurance: Mathematics and Economics*, 28(2): 173-189.
- Brandt, Michael W.** 1999. "Estimating Portfolio and Consumption Choice: A Conditional Euler Equations Approach." *The Journal of Finance*, 54(5): 1609-1645.
- Brandt, Michael W., Amit Goyal, Pedro Santa-Clara, and Jonathan R. Stroud.** 2005. "A Simulation Approach to Dynamic Portfolio Choice with an Application to Learning About Return Predictability." *Review of Financial Studies*, 18(3): 831-874.
- Brennan, Michael J., and Yihong Xia.** 2000. "Stochastic Interest Rates and the Bond-Stock Mix." *European Finance Review*, 4(2): 197-210.
- Brennan, Michael J., and Yihong Xia.** 2002. "Dynamic Asset Allocation under Inflation." *The Journal of Finance*, 57(3): 1201-1238.
- Brennan, Michael J., and Yihong Xia.** 2005. "Persistence, Predictability, and Portfolio Planning." *working paper*.
- Brown, Jeffrey R.** 2001. "Private Pensions, Mortality Risk, and the Decision to Annuitize." *Journal of Public Economics*, 82(1): 29-62.
- Brown, Jeffrey R., and James M. Poterba.** 2000. "Joint Life Annuities and Annuity Demand by Married Couples." *The Journal of Risk and Insurance*, 67(4): 527-554.

- Brown, Jeffrey R., Olivia S. Mitchell, and James M. Poterba.** 2001. "The Role of Real Annuities and Indexed Bonds in an Individual Accounts Retirement Program" In *Risk Aspects of Investment-Based Social Security Reform*, ed. John Y. Campbell and Martin Feldstein. Chicago: Chicago University Press.
- Browne, Sid, Moshe A. Milevsky, and Thomas S. Salisbury.** 2003. "Asset Allocation and the Liquidity Premium of Illiquid Annuities." *The Journal of Risk and Insurance*, 70(3): 509-526.
- Buraschi, Andrea, and Alexei Jiltsov.** 2005. "Inflation risk premia and the expectations hypothesis." *Journal of Financial Economics*, 75(2): 429-490.
- Cairns, Andrew J.G., David Blake, and Kevin Dowd.** 2006. "Stochastic Lifestyling: Optimal Dynamic Asset Allocation for Defined Contribution Pension Plans." *Journal of Economic Dynamics and Control*, 30(5): 843 - 877.
- Campbell, John Y., Yeung L. Chan, and Luis M. Viceira.** 2003. "A Multivariate Model of Strategic Asset Allocation." *Journal of Financial Economics*, 67(1): 41-80.
- Campbell, John Y., and Samuel B. Thompson.** 2005. "Predicting the Equity Premium Out of Sample: Can Anything Beat the Historical Average?" *working paper*, Harvard University.
- Campbell, John Y., and Luis M. Viceira.** 1999. "Consumption and Portfolio Decisions When Expected Returns Are Time Varying." *Quarterly Journal of Economics*, 114(2): 433-496.
- Campbell, John Y., and Luis M. Viceira.** 2001. "Who Should Buy Long-Term Bonds?" *The American Economic Review*, 91(1): 99-127.
- Campbell, John Y., and Motohiro Yogo.** 2005. Forthcoming. "Efficient Tests of Stock Return Predictability." *Journal of Financial Economics*.
- Carroll, Cristopher D.** 2006. Forthcoming. "The Method of Endogenous Gridpoints for Solving Dynamic Stochastic Optimization Problems." *Economics Letters*.
- Charupat, Narat, and Moshe A. Milevsky.** 2002. "Optimal Asset Allocation in Life Annuities: A Note." *Insurance: Mathematics and Economics*, 30(2): 199-209.
- Cocco, Joao F., Francisco J. Gomes, and Pascal J. Maenhout.** 2005. "Consumption and Portfolio Choice over the Life Cycle." *Review of Financial Studies*, 18(2): 491-533.
- Cochrane, John H., and Monika Piazzesi.** 2005. "Bond Risk premia." *The American Economic Review*, 95(1): 138-160.
- Davidoff, Thomas, Jeffrey R. Brown, and Peter A. Diamond.** 2005. "Annuities and Individual Welfare." *The American Economic Review*, 95(5): 1573-1590.
- Deelstra, Griselda, Martino Grasselli, and Pierre-Francois Koehl.** 2003. "Optimal Investment Strategies in the Presence of Labor of a Minimum Guarantee." *Insurance: Mathematics and Economics*, 33(1): 189-207.

- Diamond, Peter A.** 1997. "Macroeconomic Aspects of Social Security Reform." *Brookings papers on economic activity*, 2: 1-87.
- Duffie, Darrell, and Rui Kan.** 1996. "A Yield-Factor Model of Interest Rates." *Mathematical Finance*, 6(4): 379-406.
- Farhi, Emmanuel, and Stavros Panageas.** 2005. Forthcoming. "Saving and Investing for Early Retirement: A Theoretical Analysis." *Journal of Financial Economics*.
- Finkelstein, Amy, and James M. Poterba.** 2002. "Selection Effects in the United Kingdom Individual Annuities Market." *Economic Journal*, 112(476): 28-50.
- Friedman, Benjamin M., and Mark J. Warshawsky.** 1990. "The Cost of Annuities: Implications for Saving Behavior and Bequests." *Quarterly Journal of Economics*, 105(1): 135-154.
- Goyal, Amit, and Ivo Welch.** 2003. "Predicting the Equity Premium with Dividend Ratios." *Management Science*, 49(5): 639-654.
- Harvey, Andrew C.** 1989. "Forecasting, structural time series models and the Kalman filter." Cambridge: Cambridge University Press.
- Horneff, Wolfram J., Raymond Maurer, Olivia S. Mitchell, and Ivica Dus.** 2006. "Optimizing the Retirement Portfolio: Asset Allocation, Annuitization, and Risk Aversion." *working paper*, Pension Research Council, The Wharton School, University of Pennsylvania.
- Koijen, Ralph S.J., Theo E. Nijman, and Bas J.M. Werker.** 2007. "When Can Life-cycle Investors Benefit From Time-varying Bond Risk Premia?" *working paper*, Tilburg University.
- Lettau, Martin, and Stijn Van Nieuwerburgh.** 2007. Forthcoming. "Reconciling the Return Predictability Evidence." *Review of Financial Studies*.
- Liu, Jun.** 2006. Forthcoming. "Portfolio Choice in Stochastic Environments." *Review of Financial Studies*.
- Lopes, Paula.** 2005. "The Effects of Load Factors and Minimum Size Restrictions on Annuity Market Participation." *working paper*, London School of Economics.
- Milevsky, Moshe A., and Virginia R. Young.** 2003. "Annuitization and Asset Allocation." *working paper*.
- Mitchell, Olivia S., James M. Poterba, Mark J. Warshawsky, and Jeffrey R. Brown.** 1999. "New Evidence on the Money's Worth of Individual Annuities." *The American Economic Review*, 89(5): 1299-1318.
- Munk, Claus, and Carsten Sørensen.** 2005. "Dynamic Asset Allocation with Stochastic Income and Interest Rates." *working paper*.
- Neuberger, Anthony.** 2003. "Annuities and the Optimal Investment Decision." *working paper*, London Business School.



- Poterba, James M.** 1997. "The History of Annuities in the United States." *working paper*, NBER 6001.
- Sangvinatsos, Antonios, and Jessica Wachter.** 2005. "Does the Failure of the Expectations Hypothesis Matter for Long-Term Investors?" *The Journal of Finance* 60(1): 179-230.
- Soares, Chris, and Mark J. Warshawsky.** 2004. "Annuity Risk: Volatility and Inflation Exposure in Payments from Immediate Life Annuities" In *Developing an Annuity Market in Europe*, ed. Elsa Fornero and Elisa Luciano. Cheltenham: Edward Elgar.
- Viceira, Luis M.** 2001. "Consumption and Portfolio Choice over the Life Cycle." *The Journal of Finance*, 56(2): 433-470.
- Wachter, Jessica A.** 2002. "Portfolio and Consumption Decisions under Mean-Reverting Returns: An Exact Solution for Complete Markets." *Journal of Financial and Quantitative Analysis*: 37(1), 63-92.
- Wachter, Jessica A.** 2003. "Risk aversion and allocation to long-term bonds." *Journal of Economic Theory*: 112: 325-333.
- Yaari, Menahem E.** 1965. "Uncertain Lifetime, Life Insurance, and the Theory of the Consumer." *The Review of Economic Studies*, 32(2): 137-150.

## A Pricing of nominal and inflation-linked bonds

We derive the nominal prices of both nominal and inflation-linked bonds in the financial market described in Section 2, following the results on affine term structure models in, for instance, Duffie and Kan (1996), Sangvinatsos and Wachter (2005), and Kojien et al. (2006).

To that extent, we assume that both nominal and inflation-linked bond prices are smooth functions of time and the term structure factors  $X$ , which satisfy

$$dX_t = -K_X dt + \Sigma_X dZ_t. \quad (\text{A.1})$$

Denote the price of a nominal bond at time  $t$  that matures at time  $T$  by  $P(X_t, t, T)$ . Since nominal bonds are traded assets, we must have that  $\phi_t P(X_t, t, T)$  is a martingale, where  $\phi$  is given in (7). This implies<sup>20</sup>

$$-P_X K_X X + P_t + \frac{1}{2} \text{tr}(\Sigma'_X P_{XX} \Sigma_X) - RP - P'_X \Sigma_X \Lambda = 0, \quad (\text{A.2})$$

where the subscripts of  $P$  denote partial derivatives with respect to the different arguments. Using the results of Duffie and Kan (1996), we obtain nominal bond prices that are exponentially affine in the state variables, like in (13). Substituting this expression in (A.2) and matching the coefficients on the constant and the state variables  $X$ , we obtain the following set of ordinary differential equations

$$\dot{A}(\tau) = -B(\tau)' \Sigma_X \Lambda_0 + \frac{1}{2} B(\tau)' \Sigma_X \Sigma'_X B(\tau) - \delta_R, \quad (\text{A.3})$$

$$\dot{B}(\tau) = -\left(K'_X + \tilde{\Lambda}'_1 \Sigma'_X\right) B(\tau) - \left(\iota_2 - \sigma'_\Pi \tilde{\Lambda}_1\right), \quad (\text{A.4})$$

where  $\iota_2$  denotes a two dimensional vector of ones and  $\tilde{\Lambda}_1$  the first two columns of  $\Lambda_1$ . The boundary conditions to the differential equations are given by  $A(0) = 0$ ,  $B(0) = 0$ .

The price of inflation-linked bonds can be derived along the same lines. The nominal price of a real bond is denoted by the product  $\Pi_t P^R(X, t, T)$ . The martingale property of  $\phi_t \Pi_t P^R(X_t, t, T)$  implies

$$-P_X^R K_X X + P_t^R + \frac{1}{2} \text{tr}(\Sigma'_X P_{XX}^R \Sigma_X) - (R - \pi + \sigma'_\Pi \Lambda) P^R + P_X^R \Sigma_X (\sigma_\Pi - \Lambda) = 0, \quad (\text{A.5})$$

Since prices of inflation-linked bonds are affine in the state variables,<sup>21</sup> (A.5) reduces to

$$-B^R(\tau)' K_X X - \dot{A}^R(\tau) - \dot{B}^R(\tau)' X + \frac{1}{2} B^R(\tau)' \Sigma_X \Sigma'_X B^R(\tau) - r + B^R(\tau)' \Sigma_X (\sigma_\Pi - \Lambda) = 0. \quad (\text{A.6})$$

We again match the coefficients on the constant and the state variables  $X$ , which leads to the following set of ordinary differential equations

$$\dot{A}^R(\tau) = -B^R(\tau)' \Sigma_X (\Lambda_0 - \sigma_\Pi) + \frac{1}{2} B^R(\tau)' \Sigma_X \Sigma'_X B^R(\tau) - \delta_r, \quad (\text{A.7})$$

$$\dot{B}^R(\tau) = -\left(K'_X + \tilde{\Lambda}'_1 \Sigma'_X\right) B^R(\tau) - e_1, \quad (\text{A.8})$$

where  $e_i$  denotes the  $i$ -th unit vector. The boundary conditions to the differential equations are given by  $A^R(0) = 0$ ,  $B^R(0) = 0$ .

<sup>20</sup>For notational convenience, we omit the time subscripts.

<sup>21</sup>This is a consequence of the fact that instantaneous expected inflation is affine in the state variables.

## B Details estimation procedure

Our estimation procedure is closely related to Sangvinatsos and Wachter (2005) and Kojien et al. (2006). The main difference is that we allow all yields to be measured with error, following Brennan and Xia (2002) and Campbell and Viceira (2001), rather than assuming that some yields are measured without error. We assume that the measurement errors are independent, both sequentially and cross-sectionally. The continuous time equations underlying the financial market in Section 2 can be written as

$$\begin{aligned}
 d \begin{bmatrix} X_t \\ \log \Pi_t \\ \log S_t \\ D_t \end{bmatrix} &= \begin{bmatrix} 0_{2 \times 1} \\ \delta_\pi - \frac{1}{2} \sigma'_\Pi \sigma_\Pi \\ \delta_R + \mu_0 - \frac{1}{2} \sigma'_S \sigma_S \\ \mu_D \kappa_D \end{bmatrix} + \begin{bmatrix} -K_X & 0_{2 \times 2} & 0 \\ e'_2 & 0_{1 \times 2} & 0 \\ (t'_2 - \sigma'_\Pi \tilde{\Lambda}_1 + \mu'_{1(1:2)}) & 0_{1 \times 2} & \mu_{1(3)} \\ 0_{1 \times 2} & 0_{1 \times 2} & -\kappa_D \end{bmatrix} \begin{bmatrix} X_t \\ \log \Pi_t \\ \log S_t \\ D_t \end{bmatrix} dt \\
 &+ \begin{bmatrix} \Sigma_X \\ \sigma'_\Pi \\ \sigma'_S \\ \sigma'_D \end{bmatrix} dZ_t \\
 &= (\Theta_0 + \Theta_1 K_t) dt + \Sigma_K dZ_t, \tag{B.1}
 \end{aligned}$$

with  $K_t = (X'_t, \log \Pi_t, \log S_t, D_t)'$  and  $K_X \in \mathbb{R}^{2 \times 2}$  is a diagonal matrix with elements  $\kappa_1$  and  $\kappa_2$ . As  $K_t$  follows a standard multivariate Ornstein-Uhlenbeck process, we may write the exact  $h$ -period discretization (see for instance Sangvinatsos and Wachter (2005))

$$K_{t+h} = \mu^{(h)} + \Gamma^{(h)} K_t + \varepsilon_{t+h}, \tag{B.2}$$

where  $\varepsilon_{t+h} \stackrel{i.i.d.}{\sim} N(0_{5 \times 1}, \Sigma^{(h)})$  for appropriate  $\mu^{(h)}$ ,  $\Gamma^{(h)}$ , and  $\Sigma^{(h)}$  which we derive below. To derive the discrete time parameters, we consider the eigenvalue decomposition  $\Theta_1 = UDU^{-1}$ . The parameters in the VAR(1) - model relate to the structural parameters via

$$\begin{aligned}
 \Gamma^{(h)} &= \exp(\Theta_1 h) = U \exp(Dh) U^{-1}, \\
 \mu^{(h)} &= \left[ \int_t^{t+h} \exp(\Theta_1 [t+h-s]) ds \right] \Theta_0 \\
 &= U F U^{-1} \Theta_0,
 \end{aligned} \tag{B.3}$$

where  $F$  is a diagonal matrix with elements  $F_{ii} = h\alpha(D_{ii}h)$ , with

$$\alpha(x) = \frac{\exp(x) - 1}{x},$$

and  $\alpha(0) = 1$ . Finally, the derivation of  $\Sigma^{(h)}$  is slightly more involved. We have

$$\begin{aligned}
 \Sigma^{(h)} &= \int_t^{t+h} \exp(\Theta_1 [t+h-s]) \Sigma_K \Sigma'_K \exp(\Theta_1 [t+h-s])' ds \\
 &= UVU',
 \end{aligned} \tag{B.4}$$

where  $V$  is a matrix with elements

$$\begin{aligned}
V_{ij} &= \left[ \int_t^{t+h} \exp(D[t+h-s]) U^{-1} \Sigma_K \Sigma'_K (U^{-1})' \exp(D[t+h-s]) ds \right]_{ij} \\
&= \left[ U^{-1} \Sigma_K \Sigma'_K (U^{-1})' \right]_{ij} \int_t^{t+h} \exp([D_{ii} + D_{jj}][t+h-s]) ds \\
&= \left[ U^{-1} \Sigma_K \Sigma'_K (U^{-1})' \right]_{ij} h \alpha ([D_{ii} + D_{jj}] h).
\end{aligned} \tag{B.5}$$

Using data on six yields, stock returns, and inflation, we estimate the model using the Kalman filter. The transition equation is given by (B.2). We assume that all yields are measured with measurement error, in line with Brennan and Xia (2002) and Campbell and Viceira (2001). The likelihood can subsequently be constructed using the error-prediction decomposition, see for instance Harvey (1989).

## C Digression on the AIR

In this section, we succinctly summarize the role of the AIR in a simple model. Reducing (5), we find

$$\frac{dS_t}{S_t} = \mu dt + \sigma dZ_t, \tag{C.1}$$

with  $\sigma = \|\sigma_S\|$  and  $Z$  a univariate Brownian motion. For the sake of exposition, we consider in this appendix that the remaining life-time of an individual of age  $T$  is exponentially distributed with parameter  $\lambda$ , implying for the survival probabilities

$${}_s p_T = e^{-\lambda s}. \tag{C.2}$$

Therefore, we immediately have, with  $s \geq 0$ ,

$$A^V(h, T) = \frac{1}{\lambda + h}, \tag{C.3}$$

$$I^V(h, T + s, T) = (\lambda + h) \exp\left(\left(\mu - \frac{1}{2}\sigma^2 - h\right)s + \sigma(Z_{T+s} - Z_T)\right), \tag{C.4}$$

see also Charupat and Milevsky (2002). The latter expression reveals that the choice of the AIR affects both the expectation as well as the dispersion of the payments provided by the variable annuity. The expectation and  $\alpha$ -quantiles,  $Q_\alpha$ , of the payout are given by

$$\mathbb{E}(I^V(h, T + s, T)) = (\lambda + h) \exp((\mu - h)s), \tag{C.5}$$

$$Q_\alpha = (\lambda + h) e^{(\mu - \frac{1}{2}\sigma^2 - h)s} e^{\sqrt{s}\sigma\Phi^{-1}(\alpha)}, \tag{C.6}$$

with  $\Phi$  denoting the CDF of the standard normal distribution. Obviously,  $\mu = h$  is the knife-edge case for which the expected income stream is constant. For  $\mu > h$ , the initial expected payout is low, but expected to increase during the retirement phase. The early payout is less risky than for  $\mu = h$ , but increases as the investor ages. On the contrary, for  $\mu < h$ , the initial payout is high, but expected to decrease. The quantiles for the initial payout will be more wide-spread, but will widen less rapidly as the investor ages. In sum, a low AIR corresponds to low and not too risky initial payout, but future payout is expected to be higher and more risky. A high AIR corresponds to high and relatively risky initial payout, but the future payout is likely to be lower, albeit less risky.

## D Optimal policies after retirement

We discretize the consumption-savings problem after retirement (27) at an annual frequency. We thus consider

$$J(1, Y_T, 0, T) = \max_{(C_t)_{t \in (T, \infty)}} \mathbb{E}_T \left( \sum_{t=T+1}^{T_{\max}} t^{-T} p_T e^{-\beta(t-T)} \frac{(C_t^R)^{1-\gamma}}{1-\gamma} \right), \quad (\text{D.1})$$

where we normalize real retirement wealth before annuitization to unity and  $T_{\max} = 100$ . The maximization is subject to the discretized real budget constraint

$$W_{t+1}^R = (W_t^R - C_t^R)R_{t+1} + Y_{t+1}^R, \quad t = T, T+1, \dots, \text{ and } W_T^R = 0, \quad (\text{D.2})$$

with  $Y_t^R = Y_t \Pi_T / \Pi_t$  indicating real annuity income,  $Y_t$  nominal annuity income, and  $R_{t+1} = \Pi_t / (P(X_t, t, t+1) \Pi_{t+1})$  the real return on a nominal cash account. Further, we impose the liquidity constraint

$$C_t^R \leq W_t^R, \quad (\text{D.3})$$

which implies that the investor cannot capitalize future annuity income to increase today's consumption. Concerning the return on investment, we assume that the investor has access to a cash account, which is riskless in nominal terms, but risky in real terms.

This problem leads to the following Bellman equation, for  $t \geq T$ ,

$$J(W_t^R, Y_t, 0, t) = \max_{C_t^R} \left\{ \frac{(C_t^R)^{1-\gamma}}{1-\gamma} + \left( \frac{t+1p_T}{tP_T} \right) \mathbb{E}_t \left( e^{-\beta} J(W_{t+1}^R, Y_{t+1}, 0, t+1) \right) \right\}, \quad (\text{D.4})$$

and

$$J(W_{T_{\max}}^R, Y_{T_{\max}}, 0, T_{\max}) = \frac{(C_{T_{\max}}^R)^{1-\gamma}}{1-\gamma}. \quad (\text{D.5})$$

Applying the envelope theorem results in the optimal consumption

$$(C_t^{R^*})^{-\gamma} = \left( \frac{t+1p_T}{tP_T} \right) \mathbb{E}_t \left( e^{-\beta} (C_{t+1}^{R^*})^{-\gamma} R_{t+1} \right), \quad (\text{D.6})$$

i.e.,

$$C_t^{R^*} = \left\{ \left( \frac{t+1p_T}{tP_T} \right) \mathbb{E}_t \left( e^{-\beta} (C_{t+1}^{R^*})^{-\gamma} R_{t+1} \right) \right\}^{-1/\gamma}. \quad (\text{D.7})$$

This result shows that we can determine the optimal consumption policy in a "myopic" fashion. The common procedure is to specify a grid over wealth and subsequently apply numerical dynamic programming to solve for the optimal policy. This results in a strategy  $C_{t+1}^{R^*}(W_{t+1}^R)$  which can be used to determine the consumption policy in period  $t$  for a given initial wealth level  $W_t^R$ . However, solving for the optimal consumption policy then still entails solving for the root of (D.7) as  $W_{t+1}^R$  depends on  $C_t^R$ . Carroll (2006) provides an alternative approach to circumvent this problem. Carroll (2006) suggests to consider a grid in  $a_t = W_t^R - C_t^R$  rather than  $W_t^R$ . The budget constraint (D.2) now reads

$$W_{t+1}^R = R_{t+1}a_t + Y_{t+1}^R, \quad (\text{D.8})$$

which no longer depends on  $C_t^R$ . As a consequence, once we can approximate the conditional expectation in

(D.7), we can solve immediately for the optimal consumption policy

$$C_t^{R^*}(a_t) = \left\{ \left( \frac{t+1p_T}{tP_T} \right) \mathbb{E}_t \left( e^{-\beta} (C_{t+1}^{R^*})^{-\gamma} R_{t+1} \right) \mid a_t \right\}^{-1/\gamma}. \quad (\text{D.9})$$

Second, once we determine the optimal consumption policy on all  $m$  grid points, indicated by  $a_1, \dots, a_m$ , we determine an endogenous wealth grid via

$$W_t^R = C_t^{R^*}(a_t) + a_t. \quad (\text{D.10})$$

To approximate the conditional expectations we encounter, we consider expansions of the conditional expectations in a set of basis function of the state variables. This approach has been introduced by Brandt et al. (2005) for optimal portfolio choice. To review, we first simulate  $N$  trajectories and indicate the trajectories by  $\omega_1, \dots, \omega_N$ . Second, select a grid of after consumption wealth  $a$ , indicated by  $a_1, \dots, a_m$ .<sup>22</sup> At time  $T$ , the optimal policy is trivial and  $C_{T_{\max}}^R = W_{T_{\max}}^R$ ,  $\forall \omega_i$ , implying  $a_{T_{\max}} = 0$ . At times  $t = T + 1, \dots, T_{\max} - 1$ , we estimate the conditional expectation for each  $a_j$  using cross-sectional regressions. For wealth levels  $W_{t+1}$  in between the (endogenous) grid points, we employ linear interpolation. This leads to the optimal policy for each given  $a_j$ . Given all  $a_j$ , we determine the endogenous wealth grid  $W_{jt}^R$ ,  $j = 1, \dots, m$ . Along these lines, we proceed backwards. Since the conditional expectation in (D.9) should remain strictly positive, we approximate the conditional expectation not linearly in basis functions, but rather an exponentially affine combination of basis functions. We consider exponentially affine expansions in the real rate, expected inflation, the dividend yield, and log annuity income. The first three state variables are de-measured and normalized by their (unconditional standard deviation). Higher order expansions hardly change the results at the reported precision.

This numerical procedure results in  $N$  trajectories of realized utility. These trajectories are in turn used to estimate the coefficients of the exponentially affine approximation of the value function at retirement. Further details on the numerical procedure are available upon request. Using this approximation, we are able to determine welfare costs of sub-optimal annuitization strategies and the optimal investment and consumption strategies in the period before retirement. More specifically, we consider an approximation of the form<sup>23</sup>

$$[(1 - \gamma)J(1, Y_T, 0, T)]^{\frac{1}{\gamma-1}} \simeq \exp \left( \xi_0 + \xi_1' Y_T + \frac{1}{2} Y_T' \xi_2 Y_T \right) = K(Y_T). \quad (\text{D.11})$$

Using this approximation, the value function at retirement can be written conveniently as

$$J(W_T^R, Y_T, 0, T) = \frac{1}{1 - \gamma} \left( \frac{W_T^R}{K(Y_T)} \right)^{1-\gamma}. \quad (\text{D.12})$$

The utility loss we report ( $\phi$ ) is defined as the decrease in certainty equivalent consumption

$$\phi(Y_T) = \left\{ \frac{J^{\text{Opt}}(1, Y_T, 0, T)}{J^{\text{Sub}}(1, Y_T, 0, T)} \right\}^{1/(\gamma-1)} - 1. \quad (\text{D.13})$$

Alternatively,  $\phi(Y_T)$  can be interpreted as the fraction of retirement wealth an investor is willing to give up in order to be able to implement the optimal conditional annuitization strategy. Since this measure depends

<sup>22</sup>This grid possibly depends on time as well.

<sup>23</sup>This approximation can be shown to be highly accurate. However, the accuracy deteriorates for high risk aversion levels and annuity portfolios which are concentrated in nominal annuities. Results on the accuracy of the value function are available upon request.

on the state of the economy at retirement, we report its unconditional expectation.<sup>24</sup>

## E Optimal policies before retirement

In this appendix we derive the optimal investment strategy in the period before retirement using dynamic programming. We initially solve the problem without labor income. The approximate objective function is given by

$$\mathbb{E}_0 \left\{ \frac{1}{1-\gamma} \left( \frac{W_T^R}{K(Y_T)} \right)^{1-\gamma} \right\}, \quad (\text{E.1})$$

with  $W_T^R = W_T \Pi_T^{-1}$ , subject to the dynamic budget constraint of real wealth

$$\frac{dW_t^R}{W_t^R} = (\delta_r + e_1' Y_t + \sigma_{\Pi}' (\sigma_{\Pi} - \Lambda_t) + x_t' \Sigma (\Lambda_t - \sigma_{\Pi})) dt + (x_t' \Sigma - \sigma_{\Pi}') dZ_t \quad (\text{E.2})$$

$$= \mu_{WR} dt + \sigma_{WR}' dZ_t, \quad (\text{E.3})$$

with  $e_i$  denoting the  $i$ -th unit vector and  $Y = (X_1, X_2, D)'$ . The diffusion of the state vector is given by

$$dY_t = (\zeta_0 + \zeta_1 Y_t) dt + \Sigma_Y dZ_t, \quad (\text{E.4})$$

with

$$\zeta_0 = \begin{pmatrix} 0 \\ 0 \\ \kappa_D \mu_D \end{pmatrix}, \zeta_1 = \begin{pmatrix} -\kappa_1 & 0 & 0 \\ 0 & -\kappa_2 & 0 \\ 0 & 0 & -\kappa_D \end{pmatrix}, \Sigma_Y = \begin{pmatrix} \sigma_1' \\ \sigma_2' \\ \sigma_D' \end{pmatrix}. \quad (\text{E.5})$$

Using the definition of  $K(Y)$  in (D.11), the dynamics of  $K_t = K(Y_t)$  is given by

$$\frac{dK_t}{K_t} = \left( (\xi_1 + \xi_2 Y_t)' (\zeta_0 + \zeta_1 Y_t) + \frac{1}{2} \text{tr} (\Sigma_Y' \xi_2 \Sigma_Y) + \frac{1}{2} (\xi_1 + \xi_2 Y_t)' \Sigma_Y \Sigma_Y' (\xi_1 + \xi_2 Y_t) \right) dt + (\xi_1 + \xi_2 Y_t)' \Sigma_Y dZ_t \quad (\text{E.6})$$

$$= \mu_K dt + \sigma_K' dZ_t. \quad (\text{E.7})$$

We first of all derive the dynamics of wealth relative to  $K_t$ , which we denote by  $W^K$ . Next, we derive the optimal portfolio and the induced value function before retirement. Importantly, we show in (E.18) that the optimal portfolio policy is affine in the state variables,  $Y$ , and we introduce the notation

$$x_t = \alpha_0 + \alpha_1 Y_t. \quad (\text{E.8})$$

The dynamics of scaled real wealth,  $W^K$ , is given by

$$\frac{dW_t^K}{W_t^K} = (\mu_{WK}^C + \mu_{WK}^Y Y_t + Y_t' \mu_{WK}^{YY} Y_t) dt + (\sigma_{WK}^C + \sigma_{WK}^Y Y_t)' dZ_t. \quad (\text{E.9})$$

---

<sup>24</sup>We use a lemma in Campbell et al. (2003) to determine  $\mathbb{E}(\phi(Y_T))$ .

with drift coefficients

$$\begin{aligned} \mu_{WK}^C &= \delta_r + (\Sigma' \alpha_0 - \sigma_\Pi)' (\Lambda_0 - \sigma_\Pi) - \xi_1' \zeta_0 - \frac{1}{2} \text{tr} (\Sigma_Y \xi_2 \Sigma_Y') + \frac{1}{2} \xi_1' \Sigma_Y \Sigma_Y' \xi_1 - \\ &\quad \xi_1' \Sigma_Y (\Sigma' \alpha_0 - \sigma_\Pi), \end{aligned} \quad (\text{E.10})$$

$$\begin{aligned} \mu_{WK}^Y &= e_1' - \sigma_\Pi' \Lambda_1 + \alpha_0' \Sigma \Lambda_1 + (\Lambda_0 - \sigma_\Pi)' \Sigma' \alpha_1 - \xi_1' \zeta_1 - \zeta_0' \xi_2 + \xi_1' \Sigma_Y \Sigma_Y' \xi_2 - \\ &\quad \xi_1' \Sigma_Y \Sigma' \alpha_1 - (\alpha_0' \Sigma - \sigma_\Pi') \Sigma_Y' \xi_2, \end{aligned} \quad (\text{E.11})$$

$$\mu_{WK}^{YY} = \alpha_1' \Sigma \Lambda_1 - \xi_2' \zeta_1 + \frac{1}{2} \xi_2' \Sigma_Y \Sigma_Y' \xi_2 - \xi_2 \Sigma_Y \Sigma' \alpha_1, \quad (\text{E.12})$$

and diffusion coefficients

$$\sigma_{WK}^C = \Sigma' \alpha_0 - \sigma_\Pi - \Sigma_Y' \xi_1, \quad (\text{E.13})$$

$$\sigma_{WK}^Y = \Sigma' \alpha_1 - \Sigma_Y' \xi_2. \quad (\text{E.14})$$

The value function is conjectured to be of the form

$$J(W_t^R, Y_t, t) = \frac{1}{1-\gamma} \left( \frac{W_t^R}{K(Y_t)} \right)^{1-\gamma} \exp \left( \Gamma_0(\tau) + \Gamma_1(\tau)' Y_t + \frac{1}{2} Y_t' \Gamma_2(\tau) Y_t \right), \quad (\text{E.15})$$

with  $\tau = T - t$  the remaining time up to retirement. The optimal investment policy is subsequently derived via the Hamilton-Jacobi-Bellman (HJB) equation

$$\sup_x \left( \begin{aligned} &J_{WK} W^K (\mu_{WK}^C + \mu_{WK}^Y Y_t + Y_t' \mu_{WK}^{YY} Y_t) + J'_{WKY} \Sigma_Y (\sigma_{WK}^C + \sigma_{WK}^Y Y_t) + \\ &\frac{1}{2} J_{WKWK} W^{K2} (\sigma_{WK}^C + \sigma_{WK}^Y Y_t)' (\sigma_{WK}^C + \sigma_{WK}^Y Y_t) + J'_Y (\zeta_0 + \zeta_1 Y) + \\ &\frac{1}{2} \text{tr} (\Sigma_Y' J_{YY} \Sigma_Y) + J_t \end{aligned} \right) = 0, \quad (\text{E.16})$$

subject to the boundary condition

$$J(W_T^R, Y_T, T) = \frac{1}{1-\gamma} \left( \frac{W_T^R}{K(Y_T)} \right)^{1-\gamma}. \quad (\text{E.17})$$

Using the first order conditions of (E.16) and the value function as given in (E.15), the optimal investment strategy is given by

$$\begin{aligned} x_t^* &= \frac{1}{\gamma} (\Sigma \Sigma')^{-1} \Sigma \Lambda_t + \left( 1 - \frac{1}{\gamma} \right) (\Sigma \Sigma')^{-1} \Sigma (\sigma_\Pi + \Sigma_Y' (\xi_1 + \xi_2 Y_t)) + \\ &\quad \frac{1}{\gamma} (\Sigma \Sigma')^{-1} \Sigma \Sigma_Y' \left( \Gamma_1(\tau) + \frac{1}{2} (\Gamma_2(\tau) + \Gamma_2(\tau)') Y_t \right), \end{aligned} \quad (\text{E.18})$$

so that the coefficients in (E.8) are given by

$$\begin{aligned} \alpha_0 &= \frac{1}{\gamma} (\Sigma \Sigma')^{-1} \Sigma \Lambda_0 + \left( 1 - \frac{1}{\gamma} \right) (\Sigma \Sigma')^{-1} \Sigma (\sigma_\Pi + \Sigma_Y' \xi_1) + \\ &\quad \frac{1}{\gamma} (\Sigma \Sigma')^{-1} \Sigma \Sigma_Y' \Gamma_1(\tau), \end{aligned} \quad (\text{E.19})$$

$$\begin{aligned} \alpha_1 &= \frac{1}{\gamma} (\Sigma \Sigma')^{-1} \Sigma \Lambda_1 + \left( 1 - \frac{1}{\gamma} \right) (\Sigma \Sigma')^{-1} \Sigma \Sigma_Y' \xi_2 + \\ &\quad \frac{1}{2} \frac{1}{\gamma} (\Sigma \Sigma')^{-1} \Sigma \Sigma_Y' (\Gamma_2(\tau) + \Gamma_2(\tau)'). \end{aligned} \quad (\text{E.20})$$



Substitution of the optimal policy into the HJB-equation (E.16) implies for the coefficients of the value function

$$\begin{aligned}\dot{\Gamma}_0(\tau) &= (1-\gamma)\mu_{WK}^C - \frac{1}{2}\gamma(1-\gamma)\sigma_{WK}^{C'}\sigma_{WK}^C + \Gamma_1(\tau)'\zeta_0 + \frac{1}{2}\Gamma_1(\tau)'\Sigma_Y\Sigma_Y'\Gamma_1(\tau) + \\ &\quad \frac{1}{4}tr(\Sigma_Y'(\Gamma_2(\tau) + \Gamma_2(\tau)')\Sigma_Y) + (1-\gamma)\Gamma_1(\tau)'\Sigma_Y\sigma_{WK}^C, \end{aligned} \quad (\text{E.21})$$

$$\begin{aligned}\dot{\Gamma}_1(\tau)' &= (1-\gamma)\mu_{WK}^Y - \gamma(1-\gamma)\sigma_{WK}^{C'}\sigma_{WK}^Y + \Gamma_1(\tau)'\zeta_1 + \frac{1}{2}\zeta_0'(\Gamma_2(\tau) + \Gamma_2(\tau)') + \\ &\quad \frac{1}{2}\Gamma_1(\tau)'\Sigma_Y\Sigma_Y'(\Gamma_2(\tau) + \Gamma_2(\tau)') + (1-\gamma)\Gamma_1(\tau)'\Sigma_Y\sigma_{WK}^Y + \\ &\quad \frac{1}{2}(1-\gamma)\sigma_{WK}^{C'}\Sigma_Y'(\Gamma_2(\tau) + \Gamma_2(\tau)') \end{aligned} \quad (\text{E.22})$$

$$\begin{aligned}\dot{\Gamma}_2(\tau) &= 2(1-\gamma)\mu_{WK}^{YY} - \gamma(1-\gamma)\sigma_{WK}^{Y'}\sigma_{WK}^Y + (\Gamma_2(\tau) + \Gamma_2(\tau)')\zeta_1 + \\ &\quad \frac{1}{4}(\Gamma_2(\tau) + \Gamma_2(\tau)')\Sigma_Y\Sigma_Y'(\Gamma_2(\tau) + \Gamma_2(\tau)') + \\ &\quad (1-\gamma)(\Gamma_2(\tau) + \Gamma_2(\tau)')\Sigma_Y\sigma_{WK}^Y, \end{aligned} \quad (\text{E.23})$$

subject to the boundary conditions  $\Gamma_0(0) = 0, \Gamma_1(0) = 0, \Gamma_2(0) = 0$ . Note that the value function corresponding to sub-optimal strategies satisfies the same ODEs, although the expressions for  $\alpha_0$  and  $\alpha_1$  should be modified.

In order to solve the investment problem with labor income, Bodie et al. (1992) and Munk and Sørensen (2005) have shown that it is possible to recast this problem to one without labor income and initial real wealth  $W_t^R + H_t$ . On the one hand, the optimal exposures to the risk factors of total real wealth at time  $t$  are given by  $(W_t^R + H_t)(x_t^*\Sigma - \sigma_\Pi')$ . On the other hand, for any investment strategy,  $\bar{x}_t$ , we can derive another expression for the diffusion coefficient of real total wealth using (20) together with the dynamic of realized inflation in (4) to determine the dynamics of real financial wealth and (31) for the dynamics of the real present value of the savings stream, namely  $W_t^R(\bar{x}_t'\Sigma - \sigma_\Pi) + H_t'\Sigma_Y$ . By equating both diffusion coefficients and solving for the optimal portfolio  $\bar{x}_t$ , we immediately obtain the expression provided in (32).<sup>25</sup>

Next, we solve for the optimal fixed consumption rate,  $\theta$ . The value function at time  $t = t_0$  induced by the optimal investment strategy is given by

$$\begin{aligned}J(W_{t_0}, Y_{t_0}, L_{t_0}, t_0) &= \max_{\theta} \int_{t_0}^T e^{-\beta s} \frac{(\theta L_s)^{1-\gamma}}{1-\gamma} ds + \frac{e^{-\beta T}}{1-\gamma} \left( \frac{W_{t_0}^R + H(L_{t_0}, Y_{t_0}, \theta, t_0, T)}{K(Y_{t_0})} \right)^{1-\gamma} \times \\ &\quad \exp \left( \Gamma_0(\tau) + \Gamma_1(\tau)'Y_{t_0} + \frac{1}{2}Y_{t_0}'\Gamma_2(\tau)Y_{t_0} \right). \end{aligned} \quad (\text{E.24})$$

where  $\tau = T - t_0$ . Using the definition of  $H_t$  in (31), it follows immediately that the optimal consumption rate is given by

$$\theta^* = \frac{\left( \frac{\rho_1}{\rho_2} \right)^{\frac{1}{\gamma}}}{1 + \left( \frac{\rho_1}{\rho_2} \right)^{\frac{1}{\gamma}}}, \quad (\text{E.25})$$

---

<sup>25</sup>In the main text, the optimal portfolio in the presence of labor income is indicated by  $x_t^*$ , with slight abuse of notation.

with, assuming  $W_{t_0}^R = 0$ ,

$$\rho_1 = \int_{t_0}^T e^{-\beta s} (L_s)^{1-\gamma} ds, \quad (\text{E.26})$$

$$\rho_2 = e^{-\beta T} \left( \frac{H(L_{t_0}, Y_{t_0}, 0, t_0, T)}{K(Y_{t_0})} \right)^{1-\gamma} \exp \left( \Gamma_0(\tau) + \Gamma_1(\tau)' Y_{t_0} + \frac{1}{2} Y_{t_0}' \Gamma_2(\tau) Y_{t_0} \right), \quad (\text{E.27})$$

and  $\tau = T - t_0$ . We will assume throughout that initial wealth, i.e.  $W_{t_0}^R$ , equals zero.

Finally, using the expressions for the value function in (E.24), we can determine the fraction of retirement wealth an investor is willing to give up to hedge annuity risk is given by, with  $\tau = T - t_0$ ,

$$\begin{aligned} \phi(Y_{t_0}) = & \quad (\text{E.28}) \\ \exp \left( \Gamma_0^{\text{Opt}}(\tau) - \Gamma_0^{\text{Sub}}(\tau) + \left( \Gamma_1^{\text{Opt}}(\tau) - \Gamma_1^{\text{Sub}}(\tau) \right)' Y_{t_0} + \frac{1}{2} Y_{t_0}' \left( \Gamma_2^{\text{Opt}}(\tau) - \Gamma_2^{\text{Sub}}(\tau) \right) Y_{t_0} \right)^{1/(\gamma-1)} - 1, \end{aligned}$$

where the coefficients with superscripts 'Opt' originate from the value function corresponding to the optimal strategy which anticipates the investor's desire to annuitize wealth at retirement. Likewise, the superscripts 'Sub' correspond to the value function generated by a strategy which perceives  $\xi_1$  and  $\xi_2$  to be equal to zero, see (32). The welfare costs are calculated assuming that the initial state vector,  $Y_{t_0}$ , equals its unconditional expectation.

## F Tables and figures

Parameter	Estimate	Parameter	Estimate
Means nominal short rate and expected inflation: $\mathbb{E}(R_t) = \delta_R$ , $\mathbb{E}(\pi_t) = \delta_\pi$			
$\delta_R$	4.69%	$\delta_\pi$	3.02%
Process real interest rate and expected inflation: $dX_{it} = -\kappa_i X_{it} dt + \sigma'_i dZ_t$			
$\kappa_1$	1.07	$\sigma_1$	1.98%
$\kappa_2$	0.08	$\sigma_{12}$	-0.13%
		$\sigma_2$	1.05%
Realized inflation process: $d\Pi_t/\Pi_t = \pi_t dt + \sigma'_\Pi dZ_t$			
$\sigma_{\Pi(1)}$	0.10%	$\sigma_{\Pi(3)}$	1.08%
$\sigma_{\Pi(2)}$	0.18%		
Stock return process: $dS_t/S_t = (R_t + \mu_0 + \mu'_1 Y_t) dt + \sigma'_S dZ_t$			
$\mu_0$	0.44	$\sigma_{S(1)}$	-1.50%
$\mu_{1(1)}$	-0.56	$\sigma_{S(2)}$	-2.49%
$\mu_{1(2)}$	-0.80	$\sigma_{S(3)}$	-1.53%
$\mu_{1(3)}$	0.11	$\sigma_{S(4)}$	14.48%
Prices of real rate and inflation risk: $\Lambda_t = \Lambda_0 + \Lambda_1 Y_t$			
$\Lambda_{0(1)}$	-0.35	$\Lambda_{1(1,1)}$	-26.01
$\Lambda_{0(2)}$	-0.13	$\Lambda_{1(2,2)}$	-7.07
Dividend yield process: $dD_t = \kappa_D(\mu_D - D_t) dt + \sigma'_D dZ_t$			
$\kappa_D$	0.05	$\sigma_{D(3)}$	1.48%
$\mu_D$	-3.50	$\sigma_{D(4)}$	-14.40%
$\sigma_{D(1)}$	1.73%	$\sigma_{D(5)}$	3.73%
$\sigma_{D(2)}$	2.44%		

**Table 1: Estimation results for the financial market model**

Parameter estimates of the financial market model. The model is estimated using monthly data on six bond yields, inflation, and stock returns over the period from January 1952 up to May 2002. Details on the estimation procedure are provided in Appendix B.

$\gamma = 2$	Constant	Real rate	Exp. inflation	Div. yield
Nominal annuity	12%	-1%	12%	-10%
Inflation-linked annuity	23%	2%	2%	-26%
Variable annuity	65%	-2%	-14%	36%
$\gamma = 5$	Constant	Real rate	Exp. inflation	Div. yield
Nominal annuity	8%	0%	8%	-1%
Inflation-linked annuity	50%	2%	3%	-27%
Variable annuity	42%	-2%	-11%	28%
$\gamma = 10$	Constant	Real rate	Exp. inflation	Div. yield
Nominal annuity	6%	0%	5%	2%
Inflation-linked annuity	70%	1%	2%	-20%
Variable annuity	25%	-1%	-7%	18%

**Table 2: Optimal retirement choice**

Optimal annuity choice *conditional* on the economic conditions at retirement. The optimal allocation to nominal, inflation-linked, and variable annuities with an AIR of  $h = 4\%$  is presented. We present the coefficients of a regression of the optimal allocation to the three annuity products on the three state variables. The time preference parameter equals  $\beta = 0.04$  and the coefficient of relative risk aversion equals  $\gamma = 2, 5, \text{ or } 10$ . The main text provides further details.

	$\gamma = 2$	$\gamma = 5$	$\gamma = 10$
Nominal annuity	0%	0%	0%
Inflation-linked annuity	30%	60%	75%
Variable annuity	70%	40%	25%

**Table 3: Optimal unconditional retirement choice**

Optimal *unconditional* annuity choice at retirement. The optimal allocation to nominal, inflation-linked, and variable annuities with an AIR of  $h = 4\%$  is presented. The time preference parameter equals  $\beta = 0.04$  and the coefficient of relative risk aversion equals  $\gamma = 2, 5, \text{ or } 10$ . The main text provides further details.

	$\gamma = 2$	$\gamma = 5$	$\gamma = 10$
Optimal unconditional	-8.91%	-8.64%	-6.88%
Inflation-linked	-18.85%	-13.89%	-9.91%
Nominal	-22.38%	-27.51%	-54.84%
Linear rule	-2.10%	-0.47%	-0.29%

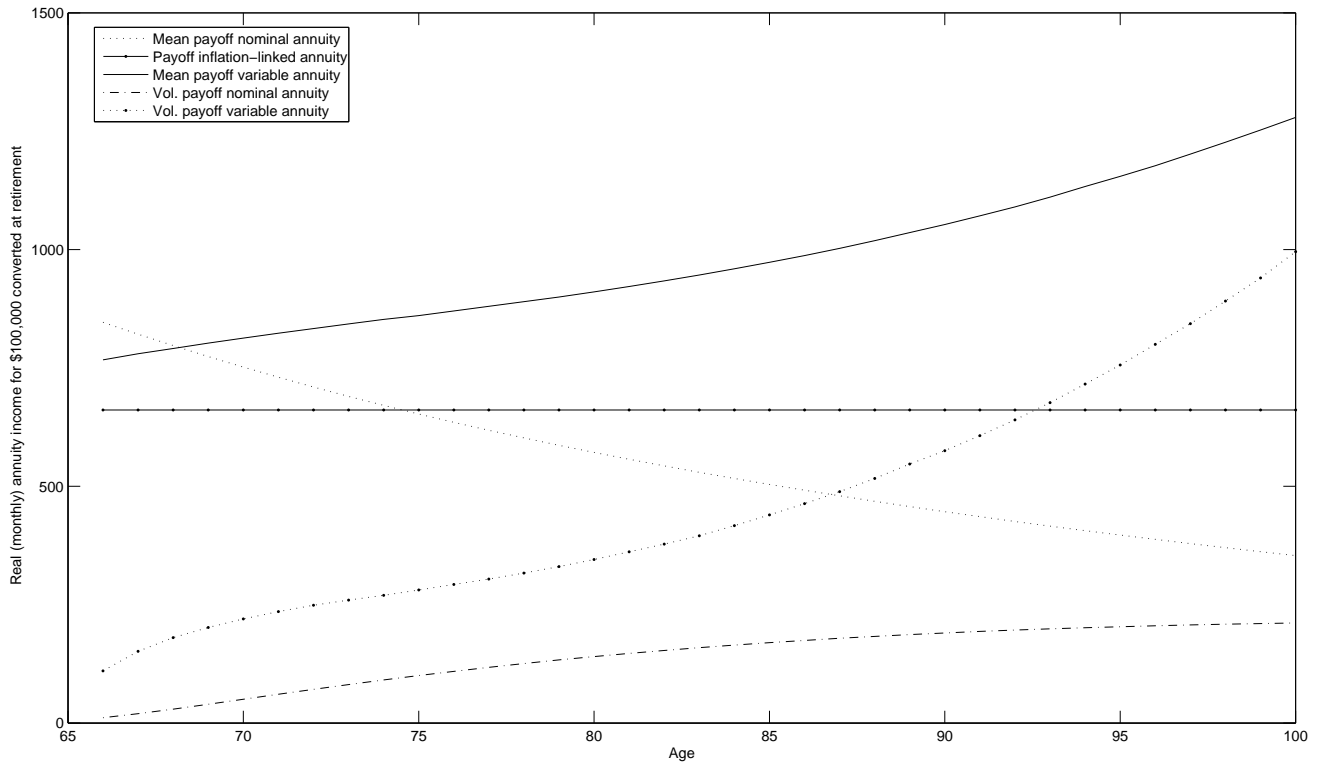
**Table 4: Welfare costs of sub-optimal annuitization strategies**

Welfare costs of *sub-optimal* annuitization strategies relative to the optimal conditional annuitization strategy. Welfare costs are determined as the decrease in certainty equivalent consumption during retirement. As this welfare metric depends on the state of the economy, we report unconditional expectations. The sub-optimal annuitization strategies are either not using conditioning information ('Optimal unconditional'), investing all wealth in either inflation-linked ('Inflation-linked') or nominal ('Nominal') annuities, or the linear rule based on the first order approximation of the optimal conditional annuitization strategy. The time preference parameter equals  $\beta = 0.04$  and the coefficient of relative risk aversion equals  $\gamma = 2, 5, \text{ or } 10$ . The main text provides further details.

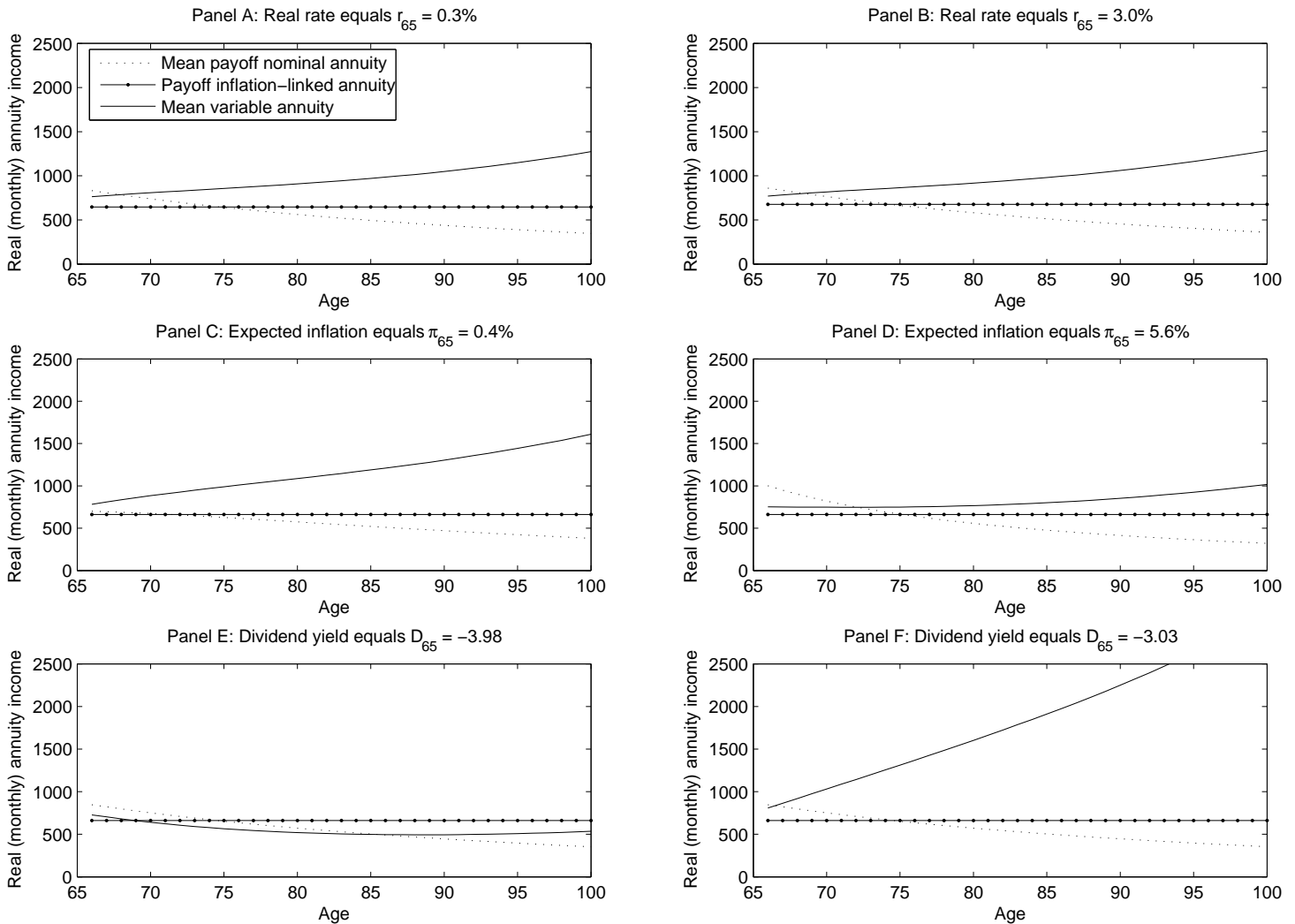
	$\gamma = 2$	$\gamma = 5$	$\gamma = 10$
Optimal conditional	-2.03%	-9.20%	-11.98%
Optimal unconditional	-2.43%	-9.12%	-13.35%
Inflation-linked	-0.02%	-0.13%	-0.35%
Nominal	-0.10%	-0.59%	-1.79%

**Table 5: Welfare costs of not hedging annuity risk before retirement**

Welfare costs of not hedging annuity risk before retirement. Welfare costs are determined as the amount of wealth an investor is willing to give up in order to follow the optimal investment strategy. The reported numbers are based on the condition that the initial vector of state variables,  $Y_{t_0}$ , equals its unconditional expectation. Apart from the optimal annuitization strategy ('Optimal conditional'), the sub-optimal annuitization strategies either ignore information on the term structure and risk premia ('Optimal unconditional') or invest all wealth in either inflation-linked ('Inflation-linked') or nominal ('Nominal') annuities. The state variables are set to their unconditional expectation. The time preference parameter equals  $\beta = 0.04$  and the coefficient of relative risk aversion ranges from  $\gamma = 2, 5, \text{ or } 10$ .

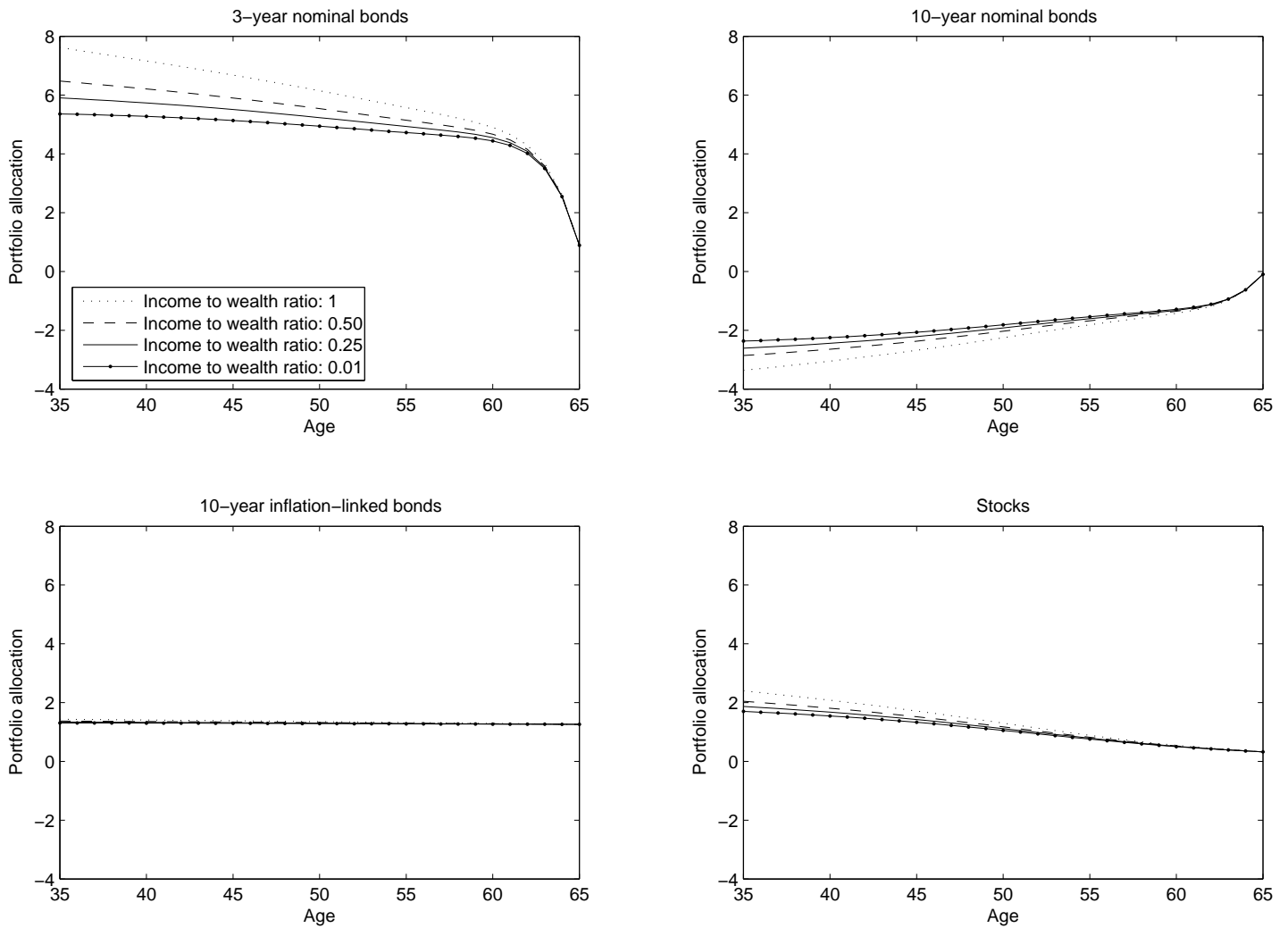


**Figure 1: Mean and volatility of real (monthly) annuity benefits provided by various annuities**  
Mean and volatility of real (monthly) annuity benefits provided by nominal, inflation-linked, and variable annuities ( $h = 4\%$ ) for \$100,000 converted at retirement. The real income stream provided by an inflation-linked annuity is by definition constant and therefore only its level is reported. The horizontal axis depicts the investor's age and the vertical axis indicates the level of the real annuity payout. The state variables equal their unconditional expectation.



**Figure 2: Mean real (monthly) annuity benefits provided by nominal, inflation-linked, and variable annuities for different economic conditions**

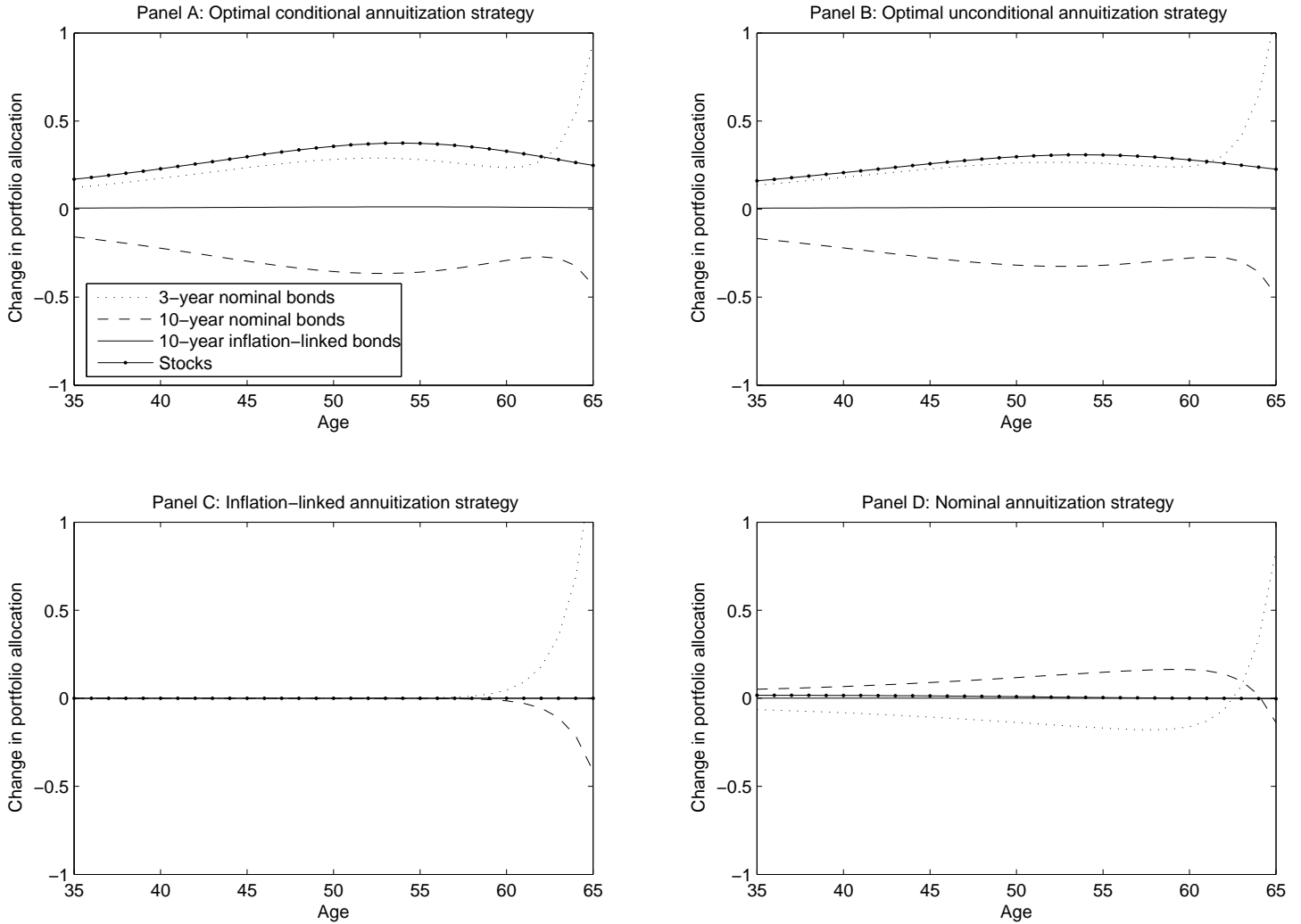
Mean real (monthly) annuity benefits provided by nominal, inflation-linked, and variable annuities for various economic conditions at retirement if the investor converts \$100,000 into annuities. The top panels portray the characteristics of the income stream when the real rate is either one (unconditional) standard deviation below (Panel A) or above (Panel B) its unconditional expectation. The middle panels display the results when expected inflation is either one (unconditional) standard deviation below (Panel C) or above (Panel D) its unconditional expectation. Likewise, the bottom panels present the characteristics of the income stream for an initial level of the dividend yield which is one (unconditional) standard deviation below (Panel E) or above (Panel F) its unconditional expectation. The horizontal axis depicts the investor's age and the vertical axis indicates the level of the real annuity payout.



**Figure 3: Optimal portfolio choice before retirement without annuity risk**

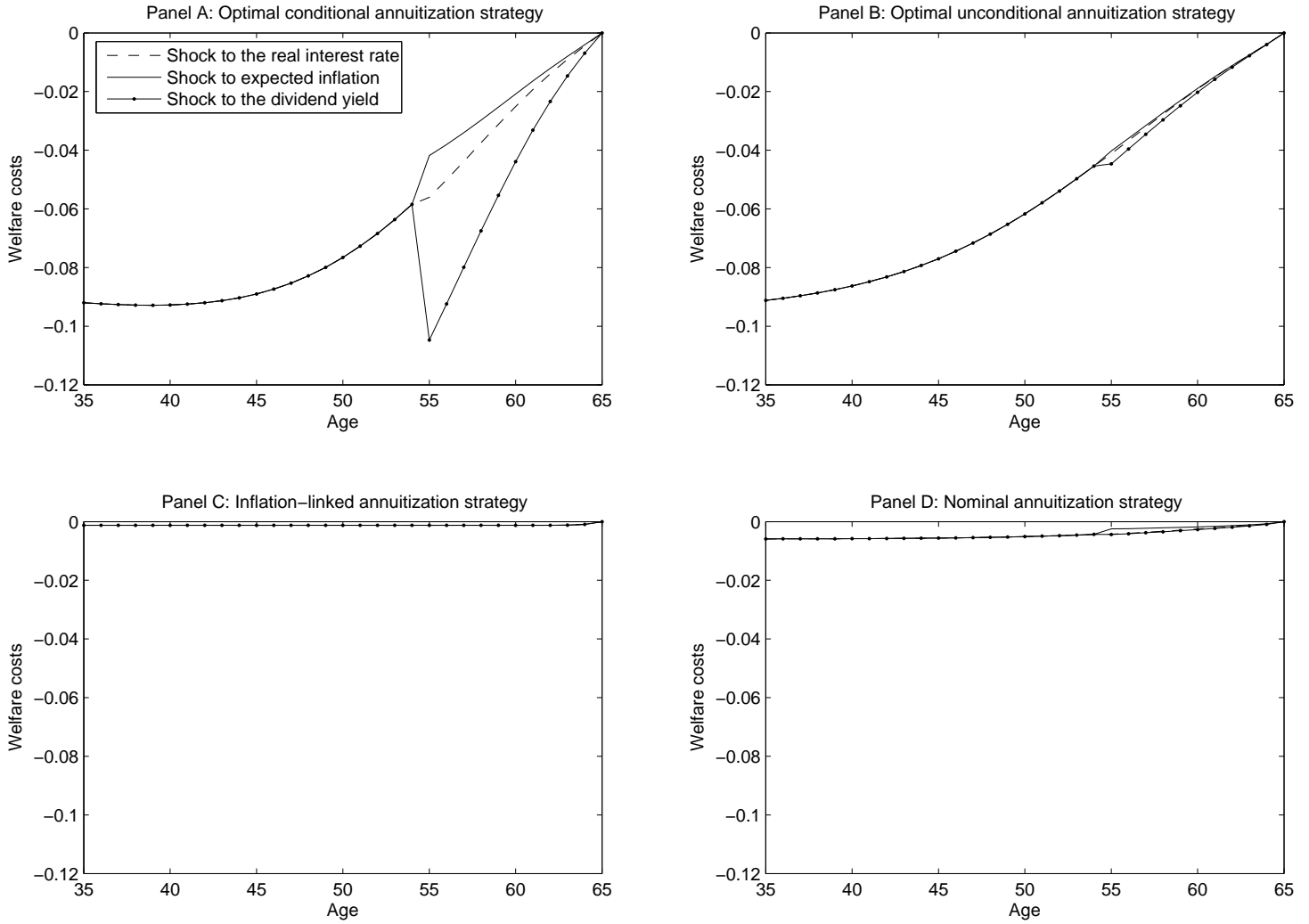
Optimal portfolio choice before retirement without annuity risk using 3-year and 10-year nominal bonds, 10-year inflation-linked bonds, and stocks. The remainder is invested in a nominal cash account. The different lines in each of the graphs correspond to income to wealth ratios ( $L_t/W_t^R$ ) of 1, 0.5, 0.25, and 0.01. The investor's coefficient of relative risk aversion equals  $\gamma = 5$ . In all graphs, the horizontal axis depicts the investor's age and the vertical axis indicates the optimal allocation to a particular asset. The main text provides further details.





**Figure 4: Optimal hedging strategy before retirement corresponding to four annuitization strategies**

Optimal hedging strategy before retirement to hedge the annuity risk caused by the optimal conditional annuitization strategy (Panel A), the optimal unconditional annuitization strategy (Panel B), inflation-linked annuitization (Panel C), and finally nominal annuitization (Panel D). The optimal hedging strategy is defined the difference between the optimal investment strategy which does and does not account for annuity risk. The asset menu contains 3-year and 10-year nominal bonds, 10-year inflation-linked bonds, and stocks. The remainder is invested in a nominal cash account. The income-to-wealth ratio is set to 0.5 and the investor's coefficient of relative risk aversion equals  $\gamma = 5$ . In all graphs, the horizontal axis depicts the investor's age and the vertical axis indicates the optimal allocation to a particular asset.



**Figure 5: Welfare costs of not hedging annuity risk before retirement for different state variables**

Welfare costs of not hedging annuity risk before retirement. Welfare costs are determined as the amount of wealth an investor is willing to give up in order to follow the optimal investment strategy. The reported numbers are based on the condition that the initial vector of state variables,  $Y_{t_0}$ , equals its unconditional expectation. Apart from the optimal annuitization strategy ('Optimal conditional'), the sub-optimal annuitization strategies either ignore information on the term structure and risk premia ('Optimal unconditional') or invest all wealth in either inflation-linked ('Inflation-linked') or nominal ('Nominal') annuities. The state variables are set to their unconditional expectation up to age 55, perturbed by a one (unconditional) standard deviation, positive shock at age 55, and their expected value, conditional upon the shock, afterwards. The time preference parameter equals  $\beta = 0.04$  and the coefficient of relative risk aversion ranges from  $\gamma = 2, 5, \text{ or } 10$ . The main text provides further details.